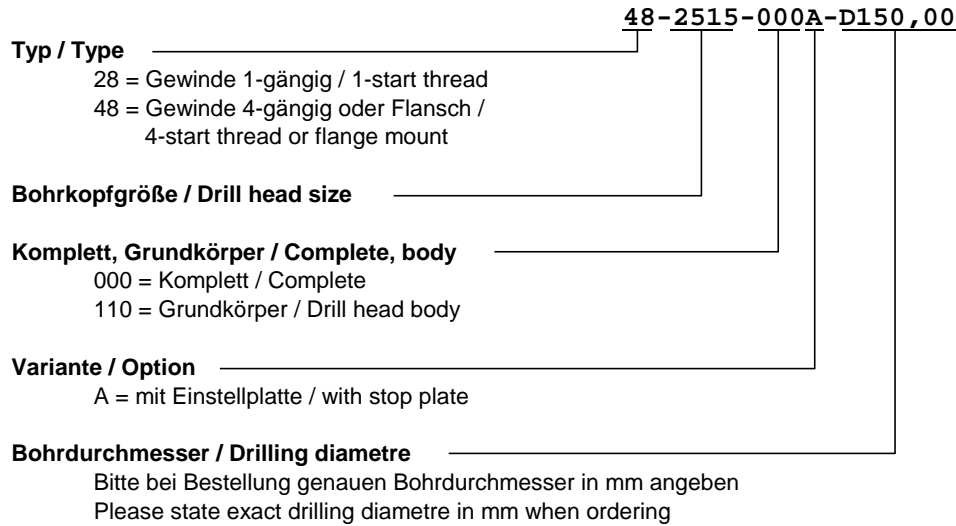


**Kernbohrkopf Typ 28 und Typ 48 System BTA
Trepanning head Type 28 and Type 48 System BTA****Bestellinformationen
Ordering information****Bestellbeispiel:
Ordering example:****48-3225-000A-D240,00**

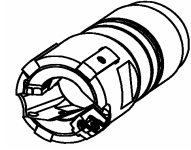
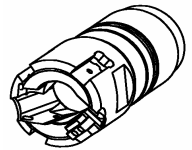
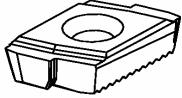
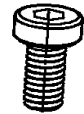
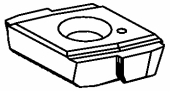




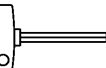


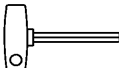

(Kernbohrkopf mit Flanschbefestigung für BR-Ø226, mit Einstellplatte, Bohr-Ø 240,00 mm)
(Trapaning head with flange mount for drill tube dia. 226, with stop plate, drilling dia. 240,00 mm)

- Bitte beachten Sie unsere Sicherheitshinweise unter www.botek.de.
- Es gelten unsere allgemeinen Geschäftsbedingungen, welche wir als bekannt voraussetzen.
- Wir behalten uns Änderungen jeder Art vor, die aus technischer Weiterentwicklung resultieren. Diese können grundsätzlich nicht als Reklamation anerkannt werden.
- Änderungen, Druckfehler und Irrtum vorbehalten.
- Please note our safety pointers at www.botek.de.
- Our General Standard Terms and Conditions, which we assume as known, apply.
- We reserve the right to make modifications in the interests of technical improvement. Such modifications cannot, in principle, be accepted as justifiable reasons for complaint.
- Subject to change. The manufacturer accepts no responsibility for misprints and other errors.

Kernbohrkopf Typ 28/48 System BTA
Trepanning head Type 28/48 System BTA

2018/06/20

S.2

Bohrkopfgröße Drill head size	Schnittbreite Cutting depth	Bohrbereich Drilling range von bis from to	Bohrrohr ø Da Drill tube outer dia Da [mm]	Bohrkopf Drill head			Kassette mit Außenschneide Cartridge with peripheral insert			2 x Schraube Kassette 2 x Screw Cartridge	Kernschneide Core insert		Führungsleisten Guide pads	
				Komplett Complete 	Grundkörper Drill head body 	Schlüssel Wrench	1 x Wendepatte 1 x Indexable insert 	Variante A Option A			1 x Schraube Kassette 1 x Screw Cartridge 	1 x Wendepatte 1 x Indexable insert 	1 x Unterlage 1 x Shim 	3 x Führungsleiste 3 x Guide pad 
14	18,5	55,00 - 55,49	51x39	48-140118-000A	48-140118-110			48-1018-720A	01-2050-610-S.. 			34-1320-412		
		55,50 - 55,99		48-140218-000A	48-140218-110			48-101801-720A						
		56,00 - 56,49		48-140318-000A	48-140318-110			48-1018-720A						
		56,50 - 56,99		48-140418-000A	48-140418-110			48-101801-720A						
		57,00 - 57,49		48-140518-000A	48-140518-110			48-1018-720A						
		57,50 - 57,99		48-140618-000A	48-140618-110			48-101801-720A						
		58,00 - 58,49		48-140718-000A	48-140718-110			48-1018-720A						
		58,50 - 58,99		48-140818-000A	48-140818-110			48-101801-720A						
		59,00 - 59,49		48-140918-000A	48-140918-110			48-1018-720A						
		59,50 - 59,99		48-141018-000A	48-141018-110			48-101801-720A						
15	18,5	60,00 - 60,49	56x43 Gr.15	48-150118-000A	48-150118-110	48-1018-310 	21-0400-830 (M 4x9)	48-1018-720A	01-0200-860 (M 2,5x4,3)	M4x8 DIN 912 	48-1018-210	48-1018-710 	22-1200-840 (M 3,5x11,4)	
		60,50 - 60,99		48-150218-000A	48-150218-110			48-101801-720A						
		61,00 - 61,49		48-150318-000A	48-150318-110			48-1018-720A						
		61,50 - 61,99		48-150418-000A	48-150418-110			48-101801-720A						
		62,00 - 62,49		48-150518-000A	48-150518-110			48-1018-720A						
		62,50 - 62,99		48-150618-000A	48-150618-110			48-101801-720A						
		63,00 - 63,49		48-150718-000A	48-150718-110			48-1018-720A						
		63,50 - 63,99		48-150818-000A	48-150818-110			48-101801-720A						
		64,00 - 64,49		48-150918-000A	48-150918-110			48-1018-720A						
		64,50 - 64,99		48-151018-000A	48-151018-110			48-101801-720A						
16	18,5	65,00 - 65,49	62x48	48-160118-000A	48-160118-110	22-0900-935 		48-1018-720A	Bei Nachbestellung bitte Maß S angeben	29-0300-900 	48-1018-210	M 4x6 DIN 914 	42-1500-410	
		65,50 - 65,99		48-160218-000A	48-160218-110			48-101801-720A						
		66,00 - 66,49		48-160318-000A	48-160318-110			48-1018-720A						
		66,50 - 66,99		48-160418-000A	48-160418-110			48-101801-720A						
		67,00 - 67,49		48-160518-000A	48-160518-110			48-1018-720A						
		67,50 - 67,99		48-160618-000A	48-160618-110			48-101801-720A						
		68,00 - 68,49		48-160718-000A	48-160718-110			48-1018-720A						
		68,50 - 68,99		48-160818-000A	48-160818-110			48-101801-720A						
		69,00 - 69,49		48-160918-000A	48-160918-110			48-1018-720A						
		69,50 - 69,99		48-161018-000A	48-161018-110			48-101801-720A						

Kernbohrkopf Typ 28/48 System BTA
Trepanning head Type 28/48 System BTA

2018/06/20

S.4

Bohrkopfgröße Drill head size	Schnittbreite Cutting depth	Bohrbereich Drilling range von from bis to	Bohrrohr ø Da Drill tube outer dia Da [mm]	Bohrkopf Drill head			Kassette mit Außenschneide Cartridge with peripheral insert			Kernschneide Core insert	Führungsleisten Guide pads			
				Komplett Complete	Grundkörper Drill head body	Schlüssel Wrench	1 x Wendepatte 1 x Indexable insert	Variante A Option A 1 x Kassette 1 x Cartridge	1 x Einstellplatte 1 x Stop plate		2 x Schraube Kassette 2 x Screw Cartridge	1 x Wendepatte 1 x Indexable insert	1 x Unterlage 1 x Shim	3 x Führungsleiste 3 x Guide pad
16		67,00 - 67,49	62x48	48-160124-000A	48-160124-110		1 x Wendepatte 1 x Indexable insert	48-2024-720A	1 x Einstellplatte 1 x Stop plate	2 x Schraube Kassette 2 x Screw Cartridge	1 x Wendepatte 1 x Indexable insert	1 x Unterlage 1 x Shim	3 x Führungsleiste 3 x Guide pad	3 x Schraube 3 x Screw
		67,50 - 67,99		48-160224-000A				48-202401-720A						
		68,00 - 68,49		48-160324-000A				48-2024-720A						
		68,50 - 68,99		48-160424-000A				48-202401-720A						
		69,00 - 69,49		48-160524-000A				48-2024-720A						
		69,50 - 69,99		48-160624-000A				48-202401-720A						
		70,00 - 70,49		48-160724-000A				48-2024-720A						
		70,50 - 70,99		48-160824-000A				48-202401-720A						
		71,00 - 71,49		48-160924-000A				48-2024-720A						
		71,50 - 71,99		48-161024-000A				48-202401-720A						
		72,00 - 72,49		48-161124-000A				48-2024-720A						
		72,50 - 72,99		48-161224-000A				48-202401-720A						
18		73,00 - 73,49	68x53	48-180124-000A	48-180124-110		1 x Wendepatte 1 x Indexable insert	48-2024-720A	1 x Einstellplatte 1 x Stop plate	2 x Schraube Kassette 2 x Screw Cartridge	1 x Wendepatte 1 x Indexable insert	1 x Unterlage 1 x Shim	3 x Führungsleiste 3 x Guide pad	3 x Schraube 3 x Screw
		73,50 - 73,99		48-180224-000A				48-202401-720A						
		74,00 - 74,49		48-180324-000A				48-2024-720A						
		74,50 - 74,99		48-180424-000A				48-202401-720A						
		75,00 - 75,49		48-180524-000A				48-2024-720A						
		75,50 - 75,99		48-180624-000A				48-202401-720A						
		76,00 - 76,49		48-180724-000A				48-2024-720A						
		76,50 - 76,99		48-180824-000A				48-202401-720A						
		77,00 - 77,49		48-180924-000A				48-2024-720A						
		77,50 - 77,99		48-181024-000A				48-202401-720A						
		78,00 - 78,49		48-181124-000A				48-2024-720A						
		78,50 - 78,99		48-181224-000A				48-202401-720A						
19	24	79,00 - 79,49	75x59	48-181324-000A	48-181324-110		1 x Wendepatte 1 x Indexable insert	48-2024-720A	1 x Einstellplatte 1 x Stop plate	2 x Schraube Kassette 2 x Screw Cartridge	1 x Wendepatte 1 x Indexable insert	1 x Unterlage 1 x Shim	3 x Führungsleiste 3 x Guide pad	3 x Schraube 3 x Screw
		79,50 - 79,99		48-181424-000A				48-202401-720A						
		80,00 - 80,49		48-190124-000A				48-2024-720A						
		80,50 - 80,99		48-190224-000A				48-202401-720A						
		81,00 - 81,49		48-190324-000A				48-2024-720A						
		81,50 - 81,99		48-190424-000A				48-202401-720A						
		82,00 - 82,49		48-190524-000A				48-2024-720A						
		82,50 - 82,99		48-190624-000A				48-202401-720A						
		83,00 - 83,49		48-190724-000A				48-2024-720A						
		83,50 - 83,99		48-190824-000A				48-202401-720A						
		84,00 - 84,49		48-190924-000A				48-2024-720A						
		84,50 - 84,99		48-191024-000A				48-202401-720A						
20		85,00 - 85,49	82x66	48-191124-000A	48-191124-110		1 x Wendepatte 1 x Indexable insert	48-2024-720A	1 x Einstellplatte 1 x Stop plate	2 x Schraube Kassette 2 x Screw Cartridge	1 x Wendepatte 1 x Indexable insert	1 x Unterlage 1 x Shim	3 x Führungsleiste 3 x Guide pad	3 x Schraube 3 x Screw
		85,50 - 85,99		48-191224-000A				48-202401-720A						
		86,00 - 86,49		48-191324-000A				48-2024-720A						
		86,50 - 86,99		48-191424-000A				48-202401-720A						
		87,00 - 87,49		48-200124-000A				48-2024-720A						
		87,50 - 87,99		48-200224-000A				48-202401-720A						
		88,00 - 88,49		48-200324-000A				48-2024-720A						
		88,50 - 88,99		48-200424-000A				48-202401-720A						
		89,00 - 89,49		48-200524-000A				48-2024-720A						
		89,50 - 89,99		48-200624-000A				48-202401-720A						
		90,00 - 90,49		48-200724-000A				48-2024-720A						
		90,50 - 90,99		48-200824-000A				48-202401-720A						
91,00 - 91,49	48-200924-000A	48-2024-720A												
91,50 - 91,99	48-201024-000A	48-202401-720A												
92,00 - 92,49	48-201124-000A	48-2024-720A												
92,50 - 92,99	48-201224-000A	48-202401-720A												
93,00 - 93,49	48-201324-000A	48-2024-720A												
93,50 - 93,99	48-201424-000A	48-202401-720A												

01-2400-610-S..



21-0200-860
(M 2,5x4,7)

M 4x10
DIN 912




29-0300-900

Bei Nachbestellung bitte Maß S angeben
When reordering please state dimension S

48-2024-210



22-1200-831
(M 5x14,2)

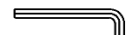


22-1200-935

48-2024-710



M 4x8
DIN 914



22-0600-950

22-1600-840
(M 5x15)



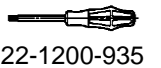
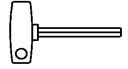


22-1200-935

Kernbohrkopf Typ 28/48 System BTA
Trepanning head Type 28/48 System BTA

2018/06/20

S.5

Bohrkopfgröße Drill head size	Schnittbreite Cutting depth	Bohrbereich Drilling range von from bis to	Bohrrohr ø Da Drill tube outer dia Da [mm]	Bohrkopf Drill head			Kassette mit Außenschneide Cartridge with peripheral insert			2 x Schraube Kassette 2 x Screw Cartridge	Kernschneide Core insert		Führungsleisten Guide pads		
				Komplett Complete	Grundkörper Drill head body	Schlüssel Wrench	1 x Wendepatte 1 x Indexable insert	Variante A Option A 1 x Kassette 1 x Cartridge 1 x Einstellplatte 1 x Stop plate			1 x Wendepatte 1 x Indexable insert	1 x Unterlage 1 x Shim	3 x Führungsleiste 3 x Guide pad	3 x Schraube 3 x Screw	
18	27	73,00 - 73,49	68x53	48-180127-000A	48-180127-110			48-2027-720A							
		73,50 - 73,99		48-180227-000A	48-180227-110			48-202701-720A							
		74,00 - 74,49		48-180327-000A	48-180327-110			48-2027-720A							
		74,50 - 74,99		48-180427-000A	48-180427-110			48-202701-720A							
		75,00 - 75,49		48-180527-000A	48-180527-110			48-2027-720A							
		75,50 - 75,99		48-180627-000A	48-180627-110			48-202701-720A							
		76,00 - 76,49		48-180727-000A	48-180727-110			48-2027-720A							
		76,50 - 76,99		48-180827-000A	48-180827-110			48-202701-720A							
		77,00 - 77,49		48-180927-000A	48-180927-110			48-2027-720A							
		77,50 - 77,99		48-181027-000A	48-181027-110			48-202701-720A							
		78,00 - 78,49		48-181127-000A	48-181127-110			48-2027-720A							
		78,50 - 78,99		48-181227-000A	48-181227-110			48-202701-720A							
		79,00 - 79,49		48-181327-000A	48-181327-110			48-2027-720A							
		79,50 - 79,99		48-181427-000A	48-181427-110			48-202701-720A							
19	27	80,00 - 80,49	75x59	48-190127-000A	48-190127-110	48-2027-310		48-2027-720A	01-2400-610-S..		M 4x12 DIN 912	48-2027-210	48-2027-710	42-1910-410	22-1600-840 (M 5x15)
		80,50 - 80,99		48-190227-000A	48-190227-110			48-202701-720A							
		81,00 - 81,49		48-190327-000A	48-190327-110			48-2027-720A							
		81,50 - 81,99		48-190427-000A	48-190427-110			48-202701-720A							
		82,00 - 82,49		48-190527-000A	48-190527-110			48-2027-720A							
		82,50 - 82,99		48-190627-000A	48-190627-110			48-202701-720A							
		83,00 - 83,49		48-190727-000A	48-190727-110			48-2027-720A							
		83,50 - 83,99		48-190827-000A	48-190827-110			48-202701-720A							
		84,00 - 84,49		48-190927-000A	48-190927-110			48-2027-720A							
		84,50 - 84,99		48-191027-000A	48-191027-110			48-202701-720A							
		85,00 - 85,49		48-191127-000A	48-191127-110			48-2027-720A							
		85,50 - 85,99		48-191227-000A	48-191227-110			48-202701-720A							
		86,00 - 86,49		48-191327-000A	48-191327-110			48-2027-720A							
		86,50 - 86,99		48-191427-000A	48-191427-110			48-202701-720A							
20	27	87,00 - 87,49	82x66	48-200127-000A	48-200127-110	22-1200-830 (M 5x12,5)		48-2027-720A	Bei Nachbestellung bitte Maß S angeben		M 4x12 DIN 912	22-1200-831 (M 5x14,2)	22-0600-950	42-1920-410	22-1200-935
		87,50 - 87,99		48-200227-000A	48-200227-110			48-202701-720A							
		88,00 - 88,49		48-200327-000A	48-200327-110			48-2027-720A							
		88,50 - 88,99		48-200427-000A	48-200427-110			48-202701-720A							
		89,00 - 89,49		48-200527-000A	48-200527-110			48-2027-720A							
		89,50 - 89,99		48-200627-000A	48-200627-110			48-202701-720A							
		90,00 - 90,49		48-200727-000A	48-200727-110			48-2027-720A							
		90,50 - 90,99		48-200827-000A	48-200827-110			48-202701-720A							
		91,00 - 91,49		48-200927-000A	48-200927-110			48-2027-720A							
		91,50 - 91,99		48-201027-000A	48-201027-110			48-202701-720A							
		92,00 - 92,49		48-201127-000A	48-201127-110			48-2027-720A							
		92,50 - 92,99		48-201227-000A	48-201227-110			48-202701-720A							
		93,00 - 93,49		48-201327-000A	48-201327-110			48-2027-720A							
		93,50 - 93,99		48-201427-000A	48-201427-110			48-202701-720A							
		94,00 - 94,49		48-201527-000A	48-201527-110			48-2027-720A							
		94,50 - 94,99		48-201627-000A	48-201627-110			48-202701-720A							
		95,00 - 95,49		48-201727-000A	48-201727-110			48-2027-720A							
		95,50 - 95,99		48-201827-000A	48-201827-110			48-202701-720A							










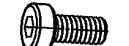





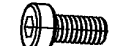


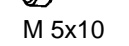
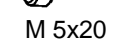

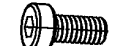






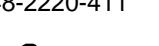



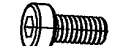





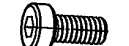

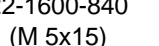



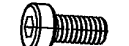





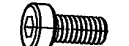





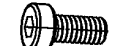





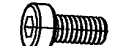





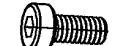





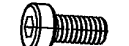





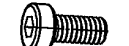





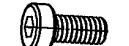





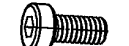





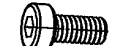





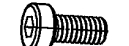





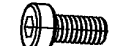





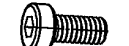




Kernbohrkopf Typ 28/48 System BTA
Trepanning head Type 28/48 System BTA

Bohrkopfgröße Drill head size	Schnittbreite Cutting depth	Bohrbereich Drilling range von bis from to	Bohrrohr ø Da Drill tube outer dia Da [mm]	Bohrkopf Drill head			Kassette mit Außenschneide Cartridge with peripheral insert			2 x Schraube Kassette 2 x Screw Cartridge	Kernschneide Core insert		Führungsleisten Guide pads													
				Komplett Complete	Grundkörper Drill head body	Schlüssel Wrench	1 x Wendepatte 1 x Indexable insert	Variante A Option A			1 x Wendepatte 1 x Indexable insert	1 x Unterlage 1 x Shim	3 x Führungsleiste 3 x Guide pad	3 x Schraube 3 x Screw												
19		80,00 - 80,49	75x59	48-190130-000A	48-190130-110		1 x Wendepatte 1 x Indexable insert	48-2030-720A		2 x Schraube Kassette 2 x Screw Cartridge	1 x Wendepatte 1 x Indexable insert	1 x Unterlage 1 x Shim	3 x Führungsleiste 3 x Guide pad	3 x Schraube 3 x Screw												
		80,50 - 80,99		48-190230-000A				48-203001-720A																		
		81,00 - 81,49		48-190330-000A				48-2030-720A																		
		81,50 - 81,99		48-190430-000A				48-203001-720A																		
		82,00 - 82,49		48-190530-000A				48-2030-720A																		
		82,50 - 82,99		48-190630-000A				48-203001-720A																		
		83,00 - 83,49		48-190730-000A				48-2030-720A																		
		83,50 - 83,99		48-190830-000A				48-203001-720A																		
		84,00 - 84,49		48-190930-000A				48-2030-720A																		
		84,50 - 84,99		48-191030-000A				48-203001-720A																		
		85,00 - 85,49		48-191130-000A				48-2030-720A																		
		85,50 - 85,99		48-191230-000A				48-203001-720A																		
		86,00 - 86,49		48-191330-000A				48-2030-720A																		
		86,50 - 86,99		48-191430-000A				48-203001-720A																		
		20		30				87,00 - 87,49							82x66	48-200130-000A	48-200130-110	48-2030-310	22-1200-830 (M 5x12,5)	48-2030-720A	21-0200-860 (M 2,5x4,7)	M 4x10 DIN 912	48-2030-210	48-2030-710	3 x Führungsleiste 3 x Guide pad	3 x Schraube 3 x Screw
								87,50 - 87,99								48-200230-000A				48-203001-720A						
88,00 - 88,49	48-200330-000A		48-2030-720A																							
88,50 - 88,99	48-200430-000A		48-203001-720A																							
89,00 - 89,49	48-200530-000A		48-2030-720A																							
89,50 - 89,99	48-200630-000A		48-203001-720A																							
90,00 - 90,49	48-200730-000A		48-2030-720A																							
90,50 - 90,99	48-200830-000A		48-203001-720A																							
91,00 - 91,49	48-200930-000A		48-2030-720A																							
91,50 - 91,99	48-201030-000A		48-203001-720A																							
92,00 - 92,49	48-201130-000A		48-2030-720A																							
92,50 - 92,99	48-201230-000A		48-203001-720A																							
93,00 - 93,49	48-201330-000A		48-2030-720A																							
93,50 - 93,99	48-201430-000A		48-203001-720A																							
94,00 - 94,49	48-201530-000A		48-2030-720A																							
94,50 - 94,99	48-201630-000A		48-203001-720A																							
95,00 - 95,49	48-201730-000A		48-2030-720A																							
95,50 - 95,99	48-201830-000A		48-203001-720A																							
96,00 - 96,49	48-201930-000A		48-2030-720A																							
96,50 - 96,99	48-202030-000A		48-203001-720A																							
97,00 - 97,49	48-202130-000A		48-2030-720A																							
97,50 - 97,99	48-202230-000A		48-203001-720A																							
98,00 - 98,49	48-202330-000A		48-2030-720A																							
98,50 - 98,99	48-202430-000A		48-203001-720A																							


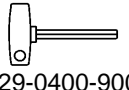







Kernbohrkopf Typ 28/48 System BTA
Trepanning head Type 28/48 System BTA

Bohrkopfgröße Drill head size	Schnittbreite Cutting depth	Bohrbereich Drilling range von from bis to	Bohrrohr ø Da Drill tube outer dia Da [mm]	Bohrkopf Drill head		Kassette mit Außenschneide Cartridge with peripheral insert				2 x Schraube Kassette 2 x Screw Cartridge	Kassette mit Kernschneide Cartridge with core insert			Führungsleisten Guide pads																																																																																			
				Komplett Complete	Grundkörper Drill head body	1 x Wendeplatte 1 x Indexable insert	1 x Schraube 1 x Screw	Variante A Option A			1 x Wendeplatte 1 x Indexable insert	1 x Unterlage 1 x Shim	1 x Kassette 1 x Cartridge	3 x Führungsleiste 3 x Guide pad	3 x Leistenunterlage 3 x Shim	3 x Anschlag 3 x Stop pins																																																																																	
21	34,00	99,00 - 99,49	94x78	48-2111-000A	48-2110-110	22-1632-310	22-1500-830 (M 6x14)	48-2298-720A	01-3750-610-S..	M 5x16 DIN 912	48-2200-210	48-2200-710	48-2100-740	48-2110-411	22-1600-840 (M 5x15)	34-1600-400	42-1900-150																																																																																
	34,25	99,50 - 99,99		48-2112-000A		22-1633-310		48-2299-720A										21-0600-860 (M 3x6,7)	22-1500-831 (M 6x17,5)	M 3x6 DIN 912	(2x) M 5x10 DIN 6912	22-0800-840 (M 3x8,2) (6St./pcs)	22-1200-831 (M 5x14,2)																																																																										
	34,50	100,00 - 100,49		48-2113-000A		22-1634-310		48-2200-720A																22-0600-935	22-1500-935	29-0300-900	29-0300-900	22-0600-935	22-1200-935																																																																				
	34,75	100,50 - 100,99		48-2114-000A		22-1641-310		48-2201-720A																						Bei Nachbestellung bitte Maß S angeben	29-0400-900	29-0250-900	48-2200-740	48-2130-411	42-2200-400	42-2200-150																																																													
	35,00	101,00 - 101,49		48-2115-000A		22-1642-310		48-2298-720A																													When reordering please state dimension S	22-1500-935	29-0300-900	29-0300-900	22-1600-840 (M 5x15)	M 5x10 DIN 6912	29-0300-900																																																						
	35,25	101,50 - 101,99		48-2116-000A		22-1643-310		48-2200-720A																																				22-1500-935	22-1500-935	29-0300-900	29-0300-900	22-1200-935	29-0300-900																																																
	35,50	102,00 - 102,49		48-2117-000A		22-1642-310		48-2201-720A																																										22-1500-935	22-1500-935	29-0300-900	29-0300-900	22-1200-935	29-0300-900																																										
	35,75	102,50 - 102,99		48-2118-000A		22-1643-310		48-2202-720A																																																22-1500-935	22-1500-935	29-0300-900	29-0300-900	22-1200-935	29-0300-900																																				
	35,00	103,00 - 103,49		48-2121-000A		22-1632-310		48-2298-720A																																																						22-1500-935	22-1500-935	29-0300-900	29-0300-900	22-1200-935	29-0300-900																														
	35,25	103,50 - 103,99		48-2122-000A		22-1633-310		48-2299-720A																																																												22-1500-935	22-1500-935	29-0300-900	29-0300-900	22-1200-935	29-0300-900																								
	35,50	104,00 - 104,49		48-2123-000A		22-1634-310		48-2200-720A																																																																		22-1500-935	22-1500-935	29-0300-900	29-0300-900	22-1200-935	29-0300-900																		
	35,75	104,50 - 104,99		48-2124-000A		22-1641-310		48-2201-720A																																																																								22-1500-935	22-1500-935	29-0300-900	29-0300-900	22-1200-935	29-0300-900												
	36,00	105,00 - 105,49		48-2125-000A		22-1642-310		48-2202-720A																																																																														22-1500-935	22-1500-935	29-0300-900	29-0300-900	22-1200-935	29-0300-900						
	36,25	105,50 - 105,99		48-2126-000A		22-1643-310		48-2298-720A																																																																																				22-1500-935	22-1500-935	29-0300-900	29-0300-900	22-1200-935	29-0300-900
	36,50	106,00 - 106,49		48-2127-000A		22-1642-310		48-2299-720A																																																																																									
	36,75	106,50 - 106,99		48-2128-000A	22-1643-310	48-2200-720A	22-1500-935	22-1500-935	29-0300-900	29-0300-900	22-1200-935	29-0300-900																																																																																					
	37,00	107,00 - 107,49		48-2129-000A	22-1642-310	48-2201-720A							22-1500-935	22-1500-935	29-0300-900	29-0300-900	22-1200-935	29-0300-900																																																																															
	37,25	107,50 - 107,99		48-2130-000A	22-1643-310	48-2202-720A													22-1500-935	22-1500-935	29-0300-900	29-0300-900	22-1200-935	29-0300-900																																																																									
	36,00	108,00 - 108,49		48-2131-000A	22-1632-310	48-2298-720A																			22-1500-935	22-1500-935	29-0300-900	29-0300-900	22-1200-935	29-0300-900																																																																			
	36,25	108,50 - 108,99		48-2132-000A	22-1633-310	48-2299-720A																									22-1500-935	22-1500-935	29-0300-900	29-0300-900	22-1200-935	29-0300-900																																																													
	36,50	109,00 - 109,49		48-2133-000A	22-1634-310	48-2200-720A																															22-1500-935	22-1500-935	29-0300-900	29-0300-900	22-1200-935	29-0300-900																																																							
	36,75	109,50 - 109,99		48-2134-000A	22-1641-310	48-2201-720A																																					22-1500-935	22-1500-935	29-0300-900	29-0300-900	22-1200-935	29-0300-900																																																	
	37,00	110,00 - 110,49		48-2135-000A	22-1642-310	48-2202-720A																																											22-1500-935	22-1500-935	29-0300-900	29-0300-900	22-1200-935	29-0300-900																																											
	37,25	110,50 - 110,99		48-2136-000A	22-1643-310	48-2298-720A																																																	22-1500-935	22-1500-935	29-0300-900	29-0300-900	22-1200-935	29-0300-900																																					
	37,50	111,00 - 111,49		48-2137-000A	22-1642-310	48-2299-720A																																																							22-1500-935	22-1500-935	29-0300-900	29-0300-900	22-1200-935	29-0300-900																															
	37,75	111,50 - 111,99		48-2138-000A	22-1643-310	48-2200-720A																																																													22-1500-935	22-1500-935	29-0300-900	29-0300-900	22-1200-935	29-0300-900																									
	38,00	112,00 - 112,49		48-2139-000A	22-1642-310	48-2201-720A																																																																			22-1500-935	22-1500-935	29-0300-900	29-0300-900	22-1200-935	29-0300-900																			
	38,25	112,50 - 112,99		48-2140-000A	22-1643-310	48-2202-720A																																																																									22-1500-935	22-1500-935	29-0300-900	29-0300-900	22-1200-935	29-0300-900													

Kernbohrkopf Typ 28/48 System BTA
Trepanning head Type 28/48 System BTA

Bohrkopfgröße Drill head size	Schnittbreite Cutting depth	Bohrbereich Drilling range von bis from to	Bohrrohr ø Da Drill tube outer dia Da [mm]	Bohrkopf Drill head		Kassette mit Außenschneide Cartridge with peripheral insert				2 x Schraube Kassette 2 x Screw Cartridge	Kassette mit Kernschneide Cartridge with core insert			Führungsleisten Guide pads																																																												
				Komplett Complete	Grundkörper Drill head body	1 x Wendeplatte 1 x Indexable insert	1 x Schraube 1 x Screw	Variante A Option A			1 x Wendeplatte 1 x Indexable insert	1 x Unterlage 1 x Shim	1 x Kassette 1 x Cartridge	3 x Führungsleiste 3 x Guide pad	3 x Leisten- unterlage 3 x Shim	3 x Anschlag 3 x Stop pins																																																										
22	38,00	113,00 - 113,49	106x88	48-2211-000A	48-2210-110	22-1632-310	22-1500-830 (M 6x14)	48-2298-720A	01-3750-610-S.. 	M 5x16 DIN 912		48-2200-210	48-2200-710	48-2200-740	48-2210-411	42-2200-400	42-2200-150																																																									
	38,25	113,50 - 113,99		48-2212-000A		22-1633-310		48-2299-720A							21-0600-860 (M 3x6,7)				22-1600-840 (M 5x15)																																																							
	38,50	114,00 - 114,49		48-2213-000A		22-1634-310		48-2200-720A																	22-0600-935		22-1200-935																																															
	38,75	114,50 - 114,99		48-2214-000A		22-1641-310		48-2201-720A																									Bei Nach- bestellung bitte Maß S angeben																																									
	39,00	115,00 - 115,49		48-2215-000A		22-1642-310		48-2202-720A																																When reordering please state dimension S																																		
	39,25	115,50 - 115,99		48-2216-000A		22-1642-310		48-2298-720A																																							22-1500-935		22-1500-831 (M 6x17,5)	(2x) M 5x10 DIN 912																								
	39,50	116,00 - 116,49		48-2217-000A		22-1643-310		48-2299-720A																																																	22-1500-935	29-0250-900																
	39,75	116,50 - 116,99		48-2218-000A		22-1642-310		48-2200-720A																																																																		
	40,00	117,00 - 117,49		48-2219-000A		22-1643-310		48-2201-720A																																																																		
	40,25	117,50 - 117,99		48-2220-000A		22-1643-310		48-2202-720A																																																																		
	37,30	118,00 - 118,49		48-2221-000A	22-1632-310	48-2298-720A																																																																				
	37,55	118,50 - 118,99		48-2222-000A	22-1633-310	48-2299-720A																																																																				
	37,80	119,00 - 119,49		48-2223-000A	22-1634-310	48-2200-720A																																																																				
	38,05	119,50 - 119,99		48-2224-000A	22-1641-310	48-2201-720A																																																																				
	38,30	120,00 - 120,49		48-2225-000A	22-1642-310	48-2202-720A																																																																				
	38,55	120,50 - 120,99		48-2226-000A	22-1643-310	48-2298-720A																																																																				
	38,80	121,00 - 121,49		48-2227-000A	22-1642-310	48-2299-720A																																																																				
	39,05	121,50 - 121,99		48-2228-000A	22-1643-310	48-2200-720A																																																																				
	39,30	122,00 - 122,49		48-2229-000A	22-1642-310	48-2201-720A																																																																				
	39,55	122,50 - 122,99		48-2230-000A	22-1643-310	48-2202-720A																																																																				
39,80	123,00 - 123,49	48-2231-000A	22-1642-310	48-2298-720A																																																																						
40,05	123,50 - 123,99	48-2232-000A	22-1643-310	48-2299-720A																																																																						




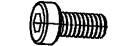
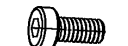
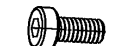
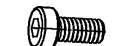
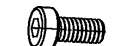
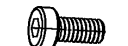
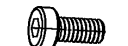
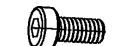
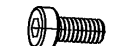
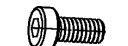
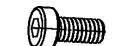
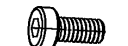
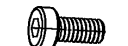
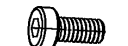
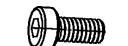
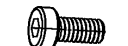
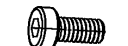
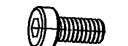
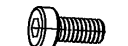
Kernbohrkopf Typ 28/48 System BTA
Trepanning head Type 28/48 System BTA

Bohrkopfgröße Drill head size	Schnittbreite Cutting depth	Bohrbereich Drilling range von from bis to	Bohrrohr ø Da Drill tube outer dia Da [mm]	Bohrkopf Drill head		Kassette mit Außenschneide Cartridge with peripheral insert					2 x Schraube Kassette 2 x Screw Cartridge	Kassette mit Kernschneide Cartridge with core insert			Führungsleisten Guide pads							
				Komplett Complete	Grundkörper Drill head body	1 x Wendeplatte 1 x Indexable insert	1 x Schraube 1 x Screw	Variante A Option A		1 x Wendeplatte 1 x Indexable insert		1 x Unterlage 1 x Shim	1 x Kassette 1 x Cartridge	3 x Führungsleiste 3 x Guide pad	3 x Leistenunterlage 3 x Shim	3 x Anschlag 3 x Stop pins						
23	38,50	124,00 - 124,49	118x94	48-2311-000A	48-2310-110	22-1634-310	22-1500-830 (M 6x14)	48-2299-720A	01-3750-610-S.. 	M 5x16 DIN 912 	1 x Wendeplatte 1 x Indexable insert 	1 x Unterlage 1 x Shim 	1 x Kassette 1 x Cartridge 	48-2310-411	42-2200-400	42-2200-150						
	38,75	124,50 - 124,99		48-2312-000A		22-1641-310		48-2200-720A						22-1600-840 (M 5x15)								
	39,00	125,00 - 125,49		48-2313-000A		22-1642-310		48-2201-720A														
	39,25	125,50 - 125,99		48-2314-000A		22-1643-310		48-2202-720A						22-1200-935								
	39,50	126,00 - 126,49		48-2315-000A		22-1642-310		48-2298-720A						22-1500-935 								
	39,75	126,50 - 126,99		48-2316-000A		22-1643-310		21-0600-860 (M 3x6,7)														
	40,00	127,00 - 127,49		48-2317-000A		22-1642-310		48-2200-210									48-2200-710	48-2200-740	48-2320-411	42-2200-400	42-2200-150	
	40,25	127,50 - 127,99		48-2318-000A		22-1643-310		48-2299-720A									22-1500-831 (M 6x17,5)	M 3x6 DIN 912	(2x) M 5x10 DIN 912	22-1600-840 (M 5x15)	M 5x10 DIN 6912	M 5x20 DIN 6912
	38,00	128,00 - 128,49		48-2321-000A		22-1632-310		48-2201-720A									22-0600-935	Bei Nachbestellung bitte Maß S angeben	29-0400-900	22-1200-935	29-0300-900	29-0300-900
	38,25	128,50 - 128,99		48-2322-000A		22-1633-310		48-2202-720A									22-1500-935	When reordering please state dimension S	22-1500-935	29-0250-900	29-0400-900	48-2330-411
	38,50	129,00 - 129,49		48-2323-000A		22-1634-310		48-2298-720A									22-1500-935 	When reordering please state dimension S	22-1500-935	29-0250-900	29-0400-900	22-1600-840 (M 5x15)
	38,75	129,50 - 129,99		48-2324-000A		22-1641-310		48-2299-720A														
	39,00	130,00 - 130,49		48-2325-000A	22-1642-310	48-2200-720A																
	39,25	130,50 - 130,99		48-2326-000A	22-1643-310	48-2201-720A																
	39,50	131,00 - 131,49		48-2327-000A	22-1642-310	48-2202-720A																
	39,75	131,50 - 131,99		48-2328-000A	22-1643-310	48-2298-720A																
	40,00	132,00 - 132,49		48-2329-000A	22-1642-310	48-2200-210	48-2200-710	48-2200-740	48-2320-411	42-2200-400	42-2200-150											
	40,25	132,50 - 132,99		48-2330-000A	22-1643-310	48-2299-720A	22-1500-831 (M 6x17,5)	M 3x6 DIN 912	(2x) M 5x10 DIN 912	22-1600-840 (M 5x15)	M 5x10 DIN 6912	M 5x20 DIN 6912										
	38,00	133,00 - 133,49		48-2331-000A	22-1632-310	48-2201-720A	22-0600-935	Bei Nachbestellung bitte Maß S angeben	29-0400-900	22-1200-935	29-0300-900	29-0300-900										
	38,25	133,50 - 133,99		48-2332-000A	22-1633-310	48-2202-720A	22-1500-935	When reordering please state dimension S	22-1500-935	29-0250-900	29-0400-900	48-2330-411										
	38,50	134,00 - 134,49		48-2333-000A	22-1634-310	48-2298-720A	22-1500-935 	When reordering please state dimension S	22-1500-935	29-0250-900	29-0400-900	22-1600-840 (M 5x15)										
	38,75	134,50 - 134,99		48-2334-000A	22-1641-310	48-2200-720A																
	39,00	135,00 - 135,49		48-2335-000A	22-1642-310	48-2201-720A																
	39,25	135,50 - 135,99		48-2336-000A	22-1643-310	48-2202-720A																
	39,50	136,00 - 136,49		48-2337-000A	22-1642-310	48-2298-720A																
	39,75	136,50 - 136,99		48-2338-000A	22-1643-310	48-2200-210							48-2200-710	48-2200-740	48-2320-411	42-2200-400	42-2200-150					
	40,00	137,00 - 137,49		48-2339-000A	22-1642-310	48-2299-720A							22-1500-831 (M 6x17,5)	M 3x6 DIN 912	(2x) M 5x10 DIN 912	22-1600-840 (M 5x15)	M 5x10 DIN 6912	M 5x20 DIN 6912				
	40,25	137,50 - 137,99		48-2340-000A	22-1643-310	48-2201-720A							22-0600-935	Bei Nachbestellung bitte Maß S angeben	29-0400-900	22-1200-935	29-0300-900	29-0300-900				














































































































































































Kernbohrkopf Typ 28/48 System BTA
Trepanning head Type 28/48 System BTA

2018/06/20

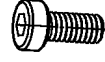


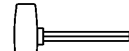

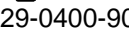

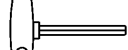
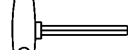


S.10

Bohrkopfgröße Drill head size	Schnittbreite Cutting depth	Bohrbereich Drilling range von bis from to	Bohrrohr ø Da Drill tube outer dia Da [mm]	Bohrkopf Drill head		Kassette mit Außenschneide Cartridge with peripheral insert					Kassette mit Kernschneide Cartridge with core insert	Führungsleisten Guide pads																																																																																																				
				Komplett Complete	Grundkörper Drill head body	1 x Wendepatte 1 x Indexable insert	1 x Schraube 1 x Screw	Variante A Option A		2 x Schraube Kassette 2 x Screw Cartridge																																																																																																						
24	38,00	138,00 - 138,49	130x104	48-2411-000A	48-2410-110	22-1632-310	22-1500-830 (M 6x14)	48-2298-720A	01-3750-610-S.. 	M 5x16 DIN 912		48-2200-210		48-2200-710	48-2200-740	48-2410-411  M 6x12 DIN 912																																																																																																
	38,25	138,50 - 138,99		48-2412-000A		22-1633-310		48-2299-720A									21-0600-860 (M 3x6,7)	22-1500-831 (M 6x17,5)	M 3x6 DIN 912	29-0400-900	22-1500-935	29-0250-900	29-0400-900	48-2420-411  M 6x12 DIN 912																																																																																								
	38,50	139,00 - 139,49		48-2413-000A		22-1634-310		48-2200-720A																	Bei Nachbestellung bitte Maß S angeben	22-0600-935	22-0600-935	29-0400-900	22-1500-935	29-0250-900	29-0400-900	48-2420-411  M 6x12 DIN 912																																																																																
	38,75	139,50 - 139,99		48-2414-000A		22-1641-310		48-2201-720A																									When reordering please state dimension S	22-0600-935	22-0600-935	29-0400-900	22-1500-935	29-0250-900	29-0400-900	48-2420-411  M 6x12 DIN 912																																																																								
	39,00	140,00 - 140,49		48-2415-000A		22-1642-310		48-2202-720A																																	When reordering please state dimension S	22-0600-935	22-0600-935	29-0400-900	22-1500-935	29-0250-900	29-0400-900	48-2420-411  M 6x12 DIN 912																																																																
	39,25	140,50 - 140,99		48-2416-000A		22-1643-310		48-2298-720A																																									When reordering please state dimension S	22-0600-935	22-0600-935	29-0400-900	22-1500-935	29-0250-900	29-0400-900	48-2420-411  M 6x12 DIN 912																																																								
	39,50	141,00 - 141,49		48-2417-000A		22-1642-310		48-2299-720A																																																	When reordering please state dimension S	22-0600-935	22-0600-935	29-0400-900	22-1500-935	29-0250-900	29-0400-900	48-2420-411  M 6x12 DIN 912																																																
	39,75	141,50 - 141,99		48-2418-000A		22-1643-310		48-2200-720A																																																									When reordering please state dimension S	22-0600-935	22-0600-935	29-0400-900	22-1500-935	29-0250-900	29-0400-900	48-2420-411  M 6x12 DIN 912																																								
	40,00	142,00 - 142,49		48-2419-000A		22-1642-310		48-2201-720A																																																																	When reordering please state dimension S	22-0600-935	22-0600-935	29-0400-900	22-1500-935	29-0250-900	29-0400-900	48-2420-411  M 6x12 DIN 912																																
	40,25	142,50 - 142,99		48-2420-000A		22-1643-310		48-2202-720A																																																																									When reordering please state dimension S	22-0600-935	22-0600-935	29-0400-900	22-1500-935	29-0250-900	29-0400-900	48-2420-411  M 6x12 DIN 912																								
	38,00	143,00 - 143,49		48-2421-000A		22-1632-310		48-2298-720A																																																																																	When reordering please state dimension S	22-0600-935	22-0600-935	29-0400-900	22-1500-935	29-0250-900	29-0400-900	48-2420-411  M 6x12 DIN 912																
	38,25	143,50 - 143,99		48-2422-000A		22-1633-310		48-2299-720A																																																																																									When reordering please state dimension S	22-0600-935	22-0600-935	29-0400-900	22-1500-935	29-0250-900	29-0400-900	48-2420-411  M 6x12 DIN 912								
	38,50	144,00 - 144,49		48-2423-000A		22-1634-310		48-2200-720A																																																																																																	When reordering please state dimension S	22-0600-935	22-0600-935	29-0400-900	22-1500-935	29-0250-900	29-0400-900	48-2420-411  M 6x12 DIN 912
	38,75	144,50 - 144,99		48-2424-000A		22-1641-310		48-2201-720A																																																																																																								
	39,00	145,00 - 145,49		48-2425-000A	22-1642-310	48-2202-720A	When reordering please state dimension S	22-0600-935	22-0600-935	29-0400-900	22-1500-935	29-0250-900	29-0400-900	48-2420-411  M 6x12 DIN 912																																																																																																		
	39,25	145,50 - 145,99		48-2426-000A	22-1643-310	48-2298-720A									When reordering please state dimension S	22-0600-935	22-0600-935	29-0400-900	22-1500-935	29-0250-900	29-0400-900	48-2420-411  M 6x12 DIN 912																																																																																										
	39,50	146,00 - 146,49		48-2427-000A	22-1642-310	48-2299-720A																	When reordering please state dimension S	22-0600-935	22-0600-935	29-0400-900	22-1500-935	29-0250-900	29-0400-900	48-2420-411  M 6x12 DIN 912																																																																																		
	39,75	146,50 - 146,99		48-2428-000A	22-1643-310	48-2200-720A																									When reordering please state dimension S	22-0600-935	22-0600-935	29-0400-900	22-1500-935	29-0250-900	29-0400-900	48-2420-411  M 6x12 DIN 912																																																																										
	40,00	147,00 - 147,49		48-2429-000A	22-1642-310	48-2201-720A																																	When reordering please state dimension S	22-0600-935	22-0600-935	29-0400-900	22-1500-935	29-0250-900	29-0400-900	48-2420-411  M 6x12 DIN 912																																																																		
	40,25	147,50 - 147,99		48-2430-000A	22-1643-310	48-2202-720A																																									When reordering please state dimension S	22-0600-935	22-0600-935	29-0400-900	22-1500-935	29-0250-900	29-0400-900	48-2420-411  M 6x12 DIN 912																																																										

Kernbohrkopf Typ 28/48 System BTA
Trepanning head Type 28/48 System BTA

Bohrkopfgröße Drill head size	Schnittbreite Cutting depth	Bohrbereich Drilling range von from bis to	Bohrrohr ø Da Drill tube outer dia Da [mm]	Bohrkopf Drill head		Kassette mit Außenschneide Cartridge with peripheral insert					Kassette mit Kernschneide Cartridge with core insert	Führungsleisten Guide pads																																																												
				Komplett Complete	Grundkörper Drill head body	1 x Wendepatte 1 x Indexable insert	1 x Schraube 1 x Screw	Variante A Option A		2 x Schraube Kassette 2 x Screw Cartridge																																																														
25	38,00	148,00 - 148,49	142x116	48-2511-000A	48-2510-110	22-1632-310	22-1500-830 (M 6x14)	48-2298-720A	01-3750-610-S.. 	M 5x16 DIN 912	48-2200-210 	48-2200-710 	48-2200-740 	3 x Führungsleiste 3 x Guide pad 																																																										
	38,25	148,50 - 148,99		48-2512-000A		22-1633-310		48-2299-720A							21-0600-860 (M 3x6,7) 	22-1500-831 (M 6x17,5) 	M 3x6 DIN 912	(2x) M 5x12 DIN 912	48-2510-411  M 6x12 DIN 912																																																					
	38,50	149,00 - 149,49		48-2513-000A		22-1634-310		22-0600-935 												Bei Nachbestellung bitte Maß S angeben	22-1500-935 	29-0400-900 	29-0250-900 	29-0500-900 																																																
	38,75	149,50 - 149,99		48-2514-000A		22-1641-310																			22-1500-935 	When reordering please state dimension S	29-0400-900 	29-0400-900 	29-0400-900 	29-0500-900 																																										
	39,00	150,00 - 150,49		48-2515-000A		22-1642-310																									22-1500-935 	When reordering please state dimension S	29-0400-900 	29-0250-900 	29-0400-900 	29-0500-900 																																				
	39,25	150,50 - 150,99		48-2516-000A		22-1643-310																															22-1500-935 	When reordering please state dimension S	29-0400-900 	29-0250-900 	29-0400-900 	29-0500-900 																														
	39,50	151,00 - 151,49		48-2517-000A		22-1642-310																																					22-1500-935 	When reordering please state dimension S	29-0400-900 	29-0250-900 	29-0400-900 	29-0500-900 																								
	39,75	151,50 - 151,99		48-2518-000A		22-1643-310																																											22-1500-935 	When reordering please state dimension S	29-0400-900 	29-0250-900 	29-0400-900 	29-0500-900 																		
	40,00	152,00 - 152,49		48-2519-000A		22-1642-310																																																	22-1500-935 	When reordering please state dimension S	29-0400-900 	29-0250-900 	29-0400-900 	29-0500-900 												
	40,25	152,50 - 152,99		48-2520-000A		22-1643-310																																																							22-1500-935 	When reordering please state dimension S	29-0400-900 	29-0250-900 	29-0400-900 	29-0500-900 						
	38,00	153,00 - 153,49		48-2521-000A		22-1632-310																																																													22-1500-935 	When reordering please state dimension S	29-0400-900 	29-0250-900 	29-0400-900 	29-0500-900 
	38,25	153,50 - 153,99		48-2522-000A		22-1633-310																																																																		
	38,50	154,00 - 154,49		48-2523-000A	22-1634-310	22-1500-935 	When reordering please state dimension S		29-0400-900 	29-0250-900 	29-0400-900 	29-0500-900 																																																												
	38,75	154,50 - 154,99		48-2524-000A	22-1641-310								22-1500-935 	When reordering please state dimension S	29-0400-900 	29-0250-900 	29-0400-900 	29-0500-900 																																																						
	39,00	155,00 - 155,49		48-2525-000A	22-1642-310			22-1500-935 											When reordering please state dimension S	29-0400-900 	29-0250-900 	29-0400-900 	29-0500-900 																																																	
	39,25	155,50 - 155,99		48-2526-000A	22-1643-310																			22-1500-935 	When reordering please state dimension S	29-0400-900 	29-0250-900 	29-0400-900 	29-0500-900 																																											
	39,50	156,00 - 156,49		48-2527-000A	22-1642-310																									22-1500-935 	When reordering please state dimension S	29-0400-900 	29-0250-900 	29-0400-900 	29-0500-900 																																					
	39,75	156,50 - 156,99		48-2528-000A	22-1643-310																															22-1500-935 	When reordering please state dimension S	29-0400-900 	29-0250-900 	29-0400-900 	29-0500-900 																															
	40,00	157,00 - 157,49		48-2529-000A	22-1642-310																																					22-1500-935 	When reordering please state dimension S	29-0400-900 	29-0250-900 	29-0400-900 	29-0500-900 																									
	40,25	157,50 - 157,99		48-2530-000A	22-1643-310																																											22-1500-935 	When reordering please state dimension S	29-0400-900 	29-0250-900 	29-0400-900 	29-0500-900 																			
	38,50	158,00 - 158,49		48-2531-000A	22-1634-310																																																	22-1500-935 	When reordering please state dimension S	29-0400-900 	29-0250-900 	29-0400-900 	29-0500-900 													
	38,75	158,50 - 158,99		48-2532-000A	22-1641-310																																																							22-1500-935 	When reordering please state dimension S	29-0400-900 	29-0250-900 	29-0400-900 	29-0500-900 							
	39,00	159,00 - 159,49		48-2533-000A	22-1642-310																																																													22-1500-935 	When reordering please state dimension S	29-0400-900 	29-0250-900 	29-0400-900 	29-0500-900 	
	39,25	159,50 - 159,99		48-2534-000A	22-1643-310																																																																			22-1500-935 
				22-1500-935 	When reordering please state dimension S	29-0400-900 	29-0250-900 		29-0400-900 	29-0500-900 																																																														
											22-1500-935 	When reordering please state dimension S	29-0400-900 	29-0250-900 	29-0400-900 	29-0500-900 																																																								
								22-1500-935 									When reordering please state dimension S	29-0400-900 	29-0250-900 	29-0400-900 	29-0500-900 																																																			
																						22-1500-935 	When reordering please state dimension S	29-0400-900 	29-0250-900 	29-0400-900 	29-0500-900 																																													
																												22-1500-935 	When reordering please state dimension S	29-0400-900 	29-0250-900 	29-0400-900 	29-0500-900 																																							
																																		22-1500-935 	When reordering please state dimension S	29-0400-900 	29-0250-900 	29-0400-900 	29-0500-900 																																	
																																								22-1500-935 	When reordering please state dimension S	29-0400-900 	29-0250-900 	29-0400-900 	29-0500-900 																											
																																														22-1500-935 	When reordering please state dimension S	29-0400-900 	29-0250-900 	29-0400-900 	29-0500-900 																					
																																																				22-1500-935 	When reordering please state dimension S	29-0400-900 	29-0250-900 	29-0400-900 	29-0500-900 															
																																																										22-1500-935 	When reordering please state dimension S	29-0400-900 	29-0250-900 	29-0400-900 	29-0500-900 									
																																																																22-1500-935 	When reordering please state dimension S	29-0400-900 	29-0250-900 	29-0400-900 	29-0500-900 			
																																																																						22-1500-935 	When reordering please state dimension S	29-0400-900 
				22-1500-935 	When reordering please state dimension S	29-0400-900 	29-0250-900 		29-0400-900 	29-0500-900 																																																														
											22-1500-935 	When reordering please state dimension S	29-0400-900 	29-0250-900 																																																										

Kernbohrkopf Typ 28/48 System BTA
Trepanning head Type 28/48 System BTA

Bohrkopfgröße Drill head size	Schnittbreite Cutting depth	Bohrbereich Drilling range von from bis to	Bohrrohr ø Da Drill tube outer dia Da [mm]	Bohrkopf Drill head		Kassette mit Außenschneide Cartridge with peripheral insert					Kassette mit Kernschneide Cartridge with core insert	Führungsleisten Guide pads					
				Komplett Complete	Grundkörper Drill head body	1 x Wendepatte 1 x Indexable insert	1 x Schraube 1 x Screw	Variante A Option A		2 x Schraube Kassette 2 x Screw Cartridge							
26	39,00	160,00 - 160,49	154x128	48-2611-000A	48-2610-110	22-1642-310	22-1500-830 (M 6x14)	48-2200-720A	01-3750-610-S..	DIN 912 M 5x20	48-2200-210	48-2200-710	48-2200-740	48-2610-411  M 6x14 DIN 912			
	39,25	160,50 - 160,99		48-2612-000A		22-1643-310		48-2201-720A									
	39,50	161,00 - 161,49		48-2613-000A		22-1642-310		48-2202-720A								21-0600-860 (M 3x6,7)	
	39,75	161,50 - 161,99		48-2614-000A		22-1643-310		48-2298-720A									
	40,00	162,00 - 162,49		48-2615-000A		22-1642-310		48-2299-720A									22-0600-935
	40,25	162,50 - 162,99		48-2616-000A		22-1643-310		48-2200-720A									Bei Nachbestellung bitte Maß S angeben
	38,00	163,00 - 163,49		48-2621-000A	22-1632-310	48-2201-720A											
	38,25	163,50 - 163,99		48-2622-000A	22-1633-310	48-2202-720A		When reordering please state dimension S									
	38,50	164,00 - 164,49		48-2623-000A	22-1634-310	48-2201-720A			22-1500-935 								
	38,75	164,50 - 164,99		48-2624-000A	22-1641-310	48-2202-720A		29-0400-900 									
	39,00	165,00 - 165,49		48-2625-000A	22-1642-310	48-2201-720A	22-1500-935 										
	39,25	165,50 - 165,99		48-2626-000A	22-1643-310	48-2201-720A			29-0250-900 								
	39,50	166,00 - 166,49		48-2627-000A	22-1642-310	48-2201-720A	29-0400-900 										
	39,75	166,50 - 166,99		48-2628-000A	22-1643-310	48-2201-720A		29-0500-900 									
	40,00	167,00 - 167,49		48-2629-000A	22-1642-310	48-2201-720A	29-0500-900 										
	40,25	167,50 - 167,99		48-2630-000A	22-1643-310	48-2201-720A											

Kernbohrkopf Typ 28/48 System BTA
Trepanning head Type 28/48 System BTA

Bohrkopfgröße Drill head size	Schnittbreite Cutting depth	Bohrbereich Drilling range von bis from to	Bohrrohr ø Da Drill tube outer dia Da [mm]	Bohrkopf Drill head		Kassette Außenschnaide und Zwischenschnaide Cartridge with peripheral and intermediate insert								Kassette mit Kernschnaide Cartridge with core insert			Führungsleisten Guide pads																																																																			
				Komplett Complete	Grundkörper Drill head body	1 x Wendeplatte 1 x Indexable insert	1 x Schraube 1 x Screw	1 x Unterlage 1 x Shim	Variante A Option A		1 x Wendeplatte 1 x Indexable insert	1 x Unterlage 1 x Shim	2 x Schraube Kassette 2 x Screw Cartridge	2 x Wendeplatte 2 x Indexable insert	2 x Unterlage 2 x Shim	1 x Kassette 1 x Cartridge	3 x Führungsleiste 3 x Guide pad																																																																			
26	50,00	168,00 - 168,49	154x128	48-2631-000A	48-2630-110	48-3000-310	48-3000-820 (M 5x20)	48-3098-730A	01-3750-610-S..	48-3000-210	48-3000-710	DIN 912 M 6x25	48-3000-210	48-3000-710	48-3000-750	48-2630-411																																																																				
	50,25	168,50 - 168,99		48-2632-000A		48-3001-310		48-3099-730A		21-0600-860 (M 3x6,7)	48-3000-820 (M 5x20)		M 3x6 DIN 912	48-3000-820 (M 5x20)	M 3x6 DIN 912	(2x) M 6x25 DIN 912	M 6x14 DIN 912																																																																			
	50,50	169,00 - 169,49		48-2633-000A		48-3001-310		48-1500-710		48-3000-730A	22-0600-935		22-1200-935	29-0250-900	29-0500-900	22-1200-935	29-0250-900	22-1200-935	29-0250-900	29-0500-900	29-0500-900																																																															
	50,75	169,50 - 169,99		48-2634-000A		48-3001-310				48-3001-730A												22-1200-935	22-1200-935	29-0250-900	29-0500-900	22-1200-935	29-0250-900	29-0500-900	29-0500-900	29-0500-900	29-0500-900																																																					
	51,00	170,00 - 170,49		48-2635-000A		48-3001-310				48-3002-730A																						22-1200-935	22-1200-935	29-0250-900	29-0500-900	22-1200-935	29-0250-900	29-0500-900	29-0500-900	29-0500-900																																												
	51,25	170,50 - 170,99		48-2636-000A		48-3001-310																																			48-3002-730A	22-1200-935	22-1200-935	29-0250-900	29-0500-900	22-1200-935	29-0250-900	29-0500-900	29-0500-900	29-0500-900																																		
	51,50	171,00 - 171,49		48-2637-000A		48-3001-310																																													48-3002-730A	22-1200-935	22-1200-935	29-0250-900	29-0500-900	22-1200-935	29-0250-900	29-0500-900	29-0500-900	29-0500-900																								
	51,75	171,50 - 171,99		48-2638-000A		48-3001-310																																																							48-3002-730A	22-1200-935	22-1200-935	29-0250-900	29-0500-900	22-1200-935	29-0250-900	29-0500-900	29-0500-900	29-0500-900														
	52,00	172,00 - 172,49		48-2639-000A		48-3001-310																																																																	48-3002-730A	22-1200-935	22-1200-935	29-0250-900	29-0500-900	22-1200-935	29-0250-900	29-0500-900	29-0500-900	29-0500-900				
	52,25	172,50 - 172,99		48-2640-000A		48-3001-310																																																																											48-3002-730A	22-1200-935	22-1200-935	29-0250-900

Bohrkopfgröße Drill head size	Schnittbreite Cutting depth	Bohrbereich Drilling range von from bis to	Bohrrohr ø Da Drill tube outer dia Da [mm]	Bohrkopf Drill head		Kassette Außenschneide und Zwischenschneide Cartridge with peripheral and intermediate insert							Kassette mit Kernschneide Cartridge with core insert			Führungsleisten Guide pads																																																																						
				Komplett Complete	Grundkörper Drill head body	1 x Wendeplatte 1 x Indexable insert	1 x Schraube 1 x Screw	1 x Unterlage 1 x Shim	Variante A Option A		1 x Wendeplatte 1 x Indexable insert	1 x Unterlage 1 x Shim	2 x Schraube Kassette 2 x Screw Cartridge	2 x Wendeplatte 2 x Indexable insert	2 x Unterlage 2 x Shim	1 x Kassette 1 x Cartridge	3 x Führungsleiste 3 x Guide pad																																																																					
27	50,00	173,00 - 173,49	166x136	48-2710-110	48-2711-000A	48-3000-310	48-3000-820 (M 5x20)	48-1500-710	48-3098-730A	01-3750-610-S..	48-3000-210	48-3000-710	M 6x25 DIN 912	48-3000-210	48-3000-710	48-3000-750	48-2710-411																																																																					
	50,25	173,50 - 173,99			48-2712-000A				48-3001-310									48-3099-730A	21-0600-860 (M 3x6,7)	48-3002-730A	M 6x25 DIN 912	29-0500-900	(2x) M 6x25 DIN 912	29-0500-900																																																														
	50,50	174,00 - 174,49			48-2713-000A				48-3001-310									Bei Nachbestellung bitte Maß S angeben							48-3000-820 (M 5x20)	M 3x6 DIN 912	48-3000-820 (M 5x20)	M 3x6 DIN 912	29-0500-900	29-0500-900																																																								
	50,75	174,50 - 174,99			48-2714-000A				48-3001-310																						When reordering please state dimension S	22-1200-935	22-1200-935	29-0250-900	29-0250-900	29-0500-900	29-0500-900																																																	
	51,00	175,00 - 175,49			48-2715-000A				48-3001-310																													48-3003-730A	22-1200-935	22-1200-935	29-0250-900	29-0250-900	29-0500-900	29-0500-900																																										
	51,25	175,50 - 175,99			48-2716-000A				48-3001-310																																				48-3003-730A	22-1200-935	22-1200-935	29-0250-900	29-0250-900	29-0500-900	29-0500-900																																			
	51,50	176,00 - 176,49			48-2717-000A				48-3001-310																																											48-3003-730A	22-1200-935	22-1200-935	29-0250-900	29-0250-900	29-0500-900	29-0500-900																												
	51,75	176,50 - 176,99			48-2718-000A				48-3001-310																																																		48-3003-730A	22-1200-935	22-1200-935	29-0250-900	29-0250-900	29-0500-900	29-0500-900																					
	52,00	177,00 - 177,49			48-2719-000A				48-3001-310																																																									48-3003-730A	22-1200-935	22-1200-935	29-0250-900	29-0250-900	29-0500-900	29-0500-900														
	52,25	177,50 - 177,99			48-2720-000A				48-3001-310																																																																48-3003-730A	22-1200-935	22-1200-935	29-0250-900	29-0250-900	29-0500-900	29-0500-900							
	50,00	178,00 - 178,49			48-2721-000A				48-3001-310																																																																							48-3003-730A	22-1200-935	22-1200-935	29-0250-900	29-0250-900	29-0500-900	29-0500-900
	50,25	178,50 - 178,99			48-2722-000A				48-3001-310																																																																													
	50,50	179,00 - 179,49		48-2723-000A	48-3001-310	48-3003-730A	22-1200-935	22-1200-935	29-0250-900	29-0250-900	29-0500-900	29-0500-900																																																																										
	50,75	179,50 - 179,99		48-2724-000A	48-3001-310								48-3003-730A	22-1200-935	22-1200-935	29-0250-900	29-0250-900		29-0500-900	29-0500-900																																																																		
	51,00	180,00 - 180,49		48-2725-000A	48-3001-310													48-3003-730A			22-1200-935	22-1200-935	29-0250-900	29-0250-900	29-0500-900	29-0500-900																																																												
	51,25	180,50 - 180,99		48-2726-000A	48-3001-310																						48-3003-730A	22-1200-935	22-1200-935	29-0250-900	29-0250-900	29-0500-900	29-0500-900																																																					
	51,50	181,00 - 181,49		48-2727-000A	48-3001-310																													48-3003-730A	22-1200-935	22-1200-935	29-0250-900	29-0250-900	29-0500-900	29-0500-900																																														
	51,75	181,50 - 181,99		48-2728-000A	48-3001-310																																				48-3003-730A	22-1200-935	22-1200-935	29-0250-900	29-0250-900	29-0500-900	29-0500-900																																							
	52,00	182,00 - 182,49		48-2729-000A	48-3001-310																																											48-3003-730A	22-1200-935	22-1200-935	29-0250-900	29-0250-900	29-0500-900	29-0500-900																																
	52,25	182,50 - 182,99		48-2730-000A	48-3001-310																																																		48-3003-730A	22-1200-935	22-1200-935	29-0250-900	29-0250-900	29-0500-900	29-0500-900																									
	52,50	183,00 - 183,49		48-2731-000A	48-3001-310																																																									48-3003-730A	22-1200-935	22-1200-935	29-0250-900	29-0250-900	29-0500-900	29-0500-900																		
	52,75	183,50 - 183,99		48-2732-000A	48-3001-310																																																																48-3003-730A	22-1200-935	22-1200-935	29-0250-900	29-0250-900	29-0500-900	29-0500-900											

Kernbohrkopf Typ 28/48 System BTA
Trepanning head Type 28/48 System BTA

Bohrkopfgröße Drill head size	Schnittbreite Cutting depth	Bohrbereich Drilling range von from bis to	Bohrrohr ø Da Drill tube outer dia Da [mm]	Bohrkopf Drill head		Kassette Außenschneide und Zwischenschneide Cartridge with peripheral and intermediate insert							Kassette mit Kernschneide Cartridge with core insert			Führungsleisten Guide pads																																																																																			
				Komplett Complete	Grundkörper Drill head body	1 x Wendeplatte 1 x Indexable insert	1 x Schraube 1 x Screw	1 x Unterlage 1 x Shim	Variante A Option A		1 x Wendeplatte 1 x Indexable insert	1 x Unterlage 1 x Shim	2 x Schraube Kassette 2 x Screw Cartridge	2 x Wendeplatte 2 x Indexable insert	2 x Unterlage 2 x Shim	1 x Kassette 1 x Cartridge	3 x Führungsleiste 3 x Guide pad																																																																																		
28	50,50	184,00 - 184,49	178x145	48-2811-000A	48-2810-110	48-3000-310	48-3000-820 (M 5x20)	48-3099-730A	01-3750-610-S..	48-3000-210	48-3000-710	M 6x30 DIN 912	48-3000-210	48-3000-710	48-3000-750	48-2810-411																																																																																			
	50,75	184,50 - 184,99		48-2812-000A		48-3001-310		48-3002-730A								21-0600-860 (M 3x6,7)	48-3000-820 (M 5x20)	M 3x6 DIN 912	48-3000-820 (M 5x20)	M 3x6 DIN 912	(2x) M 6x30 DIN 912	M 6x14 DIN 912																																																																													
	51,00	185,00 - 185,49		48-2813-000A		48-3001-310		48-3001-730A															22-0600-935	48-3000-310	22-1200-935	29-0500-900	29-0500-900	29-0500-900	29-0500-900																																																																						
	51,25	185,50 - 185,99		48-2814-000A		48-3001-310		48-3002-730A																						Bei Nachbestellung bitte Maß S angeben	48-3000-310	22-1200-935	29-0500-900	29-0500-900	29-0500-900	29-0500-900																																																															
	51,50	186,00 - 186,49		48-2815-000A		48-3001-310		48-3098-730A																													When reordering please state dimension S	48-3000-310	22-1200-935	29-0250-900	29-0250-900	29-0500-900	29-0500-900																																																								
	51,75	186,50 - 186,99		48-2816-000A		48-3001-310		48-3099-730A																																				48-3000-310	48-3000-310	29-0250-900	29-0250-900	29-0500-900	29-0500-900	29-0500-900																																																	
	52,00	187,00 - 187,49		48-2817-000A		48-3001-310		48-3000-730A																																											48-3000-310	48-3000-310	29-0250-900	29-0250-900	29-0500-900	29-0500-900	29-0500-900																																										
	52,25	187,50 - 187,99		48-2818-000A		48-3001-310		48-3001-730A																																																		48-3000-310	48-3000-310	29-0250-900	29-0250-900	29-0500-900	29-0500-900	29-0500-900																																			
	50,00	188,00 - 188,49		48-2821-000A		48-3001-310		48-3002-730A																																																									48-3000-310	48-3000-310	29-0250-900	29-0250-900	29-0500-900	29-0500-900	29-0500-900																												
	50,25	188,50 - 188,99		48-2822-000A		48-3001-310		48-3098-730A																																																																48-3000-310	48-3000-310	29-0250-900	29-0250-900	29-0500-900	29-0500-900	29-0500-900																					
	50,50	189,00 - 189,49		48-2823-000A		48-3001-310		48-3099-730A																																																																							48-3000-310	48-3000-310	29-0250-900	29-0250-900	29-0500-900	29-0500-900	29-0500-900														
	50,75	189,50 - 189,99		48-2824-000A		48-3001-310		48-3000-730A																																																																														48-3000-310	48-3000-310	29-0250-900	29-0250-900	29-0500-900	29-0500-900	29-0500-900							
	51,00	190,00 - 190,49		48-2825-000A		48-3001-310		48-3001-730A																																																																																					48-3000-310	48-3000-310	29-0250-900	29-0250-900	29-0500-900	29-0500-900	29-0500-900
	51,25	190,50 - 190,99		48-2826-000A		48-3001-310		48-3002-730A																																																																																											
	51,50	191,00 - 191,49		48-2827-000A	48-3001-310	48-3098-730A	48-3000-310	48-3000-310	29-0250-900	29-0250-900	29-0500-900	29-0500-900	29-0500-900																																																																																						
	51,75	191,50 - 191,99		48-2828-000A	48-3001-310	48-3099-730A								48-3000-310	48-3000-310	29-0250-900	29-0250-900	29-0500-900	29-0500-900	29-0500-900																																																																															
	52,00	192,00 - 192,49		48-2829-000A	48-3001-310	48-3000-730A															48-3000-310	48-3000-310	29-0250-900	29-0250-900	29-0500-900	29-0500-900	29-0500-900																																																																								
	52,25	192,50 - 192,99		48-2830-000A	48-3001-310	48-3001-730A																						48-3000-310	48-3000-310	29-0250-900	29-0250-900	29-0500-900	29-0500-900	29-0500-900																																																																	
	50,00	193,00 - 193,49		48-2831-000A	48-3001-310	48-3002-730A																													48-3000-310	48-3000-310	29-0250-900	29-0250-900	29-0500-900	29-0500-900	29-0500-900																																																										
	50,25	193,50 - 193,99		48-2832-000A	48-3001-310	48-3098-730A																																				48-3000-310	48-3000-310	29-0250-900	29-0250-900	29-0500-900	29-0500-900	29-0500-900																																																			
	50,50	194,00 - 194,49		48-2833-000A	48-3001-310	48-3099-730A																																											48-3000-310	48-3000-310	29-0250-900	29-0250-900	29-0500-900	29-0500-900	29-0500-900																																												
	50,75	194,50 - 194,99		48-2834-000A	48-3001-310	48-3000-730A																																																		48-3000-310	48-3000-310	29-0250-900	29-0250-900	29-0500-900	29-0500-900	29-0500-900																																					
	51,00	195,00 - 195,49		48-2835-000A	48-3001-310	48-3001-730A																																																									48-3000-310	48-3000-310	29-0250-900	29-0250-900	29-0500-900	29-0500-900	29-0500-900																														
	51,25	195,50 - 195,99		48-2836-000A	48-3001-310	48-3002-730A																																																																48-3000-310	48-3000-310	29-0250-900	29-0250-900	29-0500-900	29-0500-900	29-0500-900																							
	51,50	196,00 - 196,49		48-2837-000A	48-3001-310	48-3098-730A																																																																							48-3000-310	48-3000-310	29-0250-900	29-0250-900	29-0500-900	29-0500-900	29-0500-900																
	51,75	196,50 - 196,99		48-2838-000A	48-3001-310	48-3099-730A																																																																														48-3000-310	48-3000-310	29-0250-900	29-0250-900	29-0500-900	29-0500-900	29-0500-900									
	52,00	197,00 - 197,49		48-2839-000A	48-3001-310	48-3000-730A																																																																																					48-3000-310	48-3000-310	29-0250-900	29-0250-900	29-0500-900	29-0500-900	29-0500-900		
	52,25	197,50 - 197,99		48-2840-000A	48-3001-310	48-3001-730A																																																																																												48-3000-310	48-3000-310

Bohrkopfgröße Drill head size	Schnittbreite Cutting depth	Bohrbereich Drilling range von from bis to	Bohrrohr ø Da Drill tube outer dia Da [mm]	Bohrkopf Drill head		Kassette Außenschneide und Zwischenschneide Cartridge with peripheral and intermediate insert										Kassette mit Kernschneide Cartridge with core insert			Führungsleisten Guide pads 3 x Führungsleiste 3 x Guide pad	Mitnehmerstein Driver 2x Mitnehmerstein 2x Driver	Bohrkopf Drill head												
				Komplett Complete	Grundkörper Drill head body	1 x Wendeplatte 1 x Indexable insert	1 x Schraube 1 x Screw	1 x Unterlage 1 x Shim	Variante A Option A 1 x Kassette 1 x Cartridge		1 x Einstellplatte 1 x Stop plate	1 x Wendeplatte 1 x Indexable insert	1 x Unterlage 1 x Shim	2 x Schraube Kassette 2 x Screw Cartridge	2 x Wendeplatte 2 x Indexable insert	2 x Unterlage 2 x Shim	1 x Kassette 1 x Cartridge	Nur bei Typ 48 Typ 48 only 2x(3x) Gewindestift 2x(3x) Threaded pin 4 x Schraube 4 x Screw															
29	50,00	198,00 - 198,49	190x154	48-2911-000A	48-2910-110	48-3000-310	48-3000-820 (M 5x20)	48-3098-730A	01-3750-610-S..	48-3000-210	48-3000-710	M 6x30 DIN 912	48-3000-210	48-3000-710	48-3000-750	48-2910-411	48-2900-160	* M 8x30 DIN 915	M 10x90 DIN 912														
	50,25	198,50 - 198,99		48-2912-000A		48-3001-310		48-3099-730A								21-0600-860 (M 3x6,7)				29-0500-900													
	50,50	199,00 - 199,49		48-2913-000A		48-3000-310		48-3002-730A								48-3000-820 (M 5x20)				48-3010-411													
	50,75	199,50 - 199,99		48-2914-000A		48-3001-310		48-3098-730A								22-0600-935				M 6x14 DIN 912													
	51,00	200,00 - 200,49		48-2915-000A		48-3000-310		48-3099-730A								Bei Nachbestellung bitte Maß S angeben				29-0500-900													
	51,25	200,50 - 200,99		48-2916-000A		48-3001-310		48-3000-730A								When reordering please state dimension S				M 6x14 DIN 912													
	51,50	201,00 - 201,49		48-2917-000A		48-3000-310		48-3001-730A								22-1200-935				29-0500-900													
	51,75	201,50 - 201,99		48-2918-000A		48-3001-310		48-3002-730A								22-1200-935				29-0500-900													
	52,00	202,00 - 202,49		48-2919-000A		48-3000-310		48-3098-730A												29-0500-900													
	52,25	202,50 - 202,99		48-2920-000A		48-3001-310		48-3099-730A												29-0500-900													
	50,00	203,00 - 203,49		48-2921-000A		48-3000-310		48-3000-730A												29-0500-900													
	50,25	203,50 - 203,99		48-2922-000A		48-3001-310		48-3001-730A												29-0500-900													
	50,50	204,00 - 204,49		48-2923-000A	48-3000-310	48-3002-730A										29-0500-900																	
	50,75	204,50 - 204,99		48-2924-000A	48-3001-310	48-3098-730A										29-0500-900																	
	51,00	205,00 - 205,49		48-2925-000A	48-3000-310	48-3099-730A										29-0500-900																	
	51,25	205,50 - 205,99		48-2926-000A	48-3001-310	48-3000-730A										29-0500-900																	
	51,50	206,00 - 206,49		48-2927-000A	48-3000-310	48-3001-730A										29-0500-900																	
	51,75	206,50 - 206,99		48-2928-000A	48-3001-310	48-3002-730A										29-0500-900																	
	52,00	207,00 - 207,49		48-2929-000A	48-3000-310	48-3098-730A										29-0500-900																	
	52,25	207,50 - 207,99		48-2930-000A	48-3001-310	48-3099-730A										29-0500-900																	
	30	50,00		208,00 - 208,49	202x166	48-3011-000A		48-3010-110								48-3000-310				48-1500-710	48-3098-730A	22-1200-935	48-3000-820 (M 5x20)	M 3x6 DIN 912	48-3000-820 (M 5x20)	M 3x6 DIN 912	(2x) M 6x30 DIN 912	48-3010-411	29-0500-900	M 6x30 DIN 912	SW 4 DIN 911	SW 8 DIN 911	
		50,25		208,50 - 208,99		48-3012-000A										48-3001-310					48-3099-730A							22-1200-935					29-0250-900
		50,50		209,00 - 209,49		48-3013-000A										48-3000-310					48-3000-730A												22-1200-935
		50,75		209,50 - 209,99		48-3014-000A										48-3001-310					48-3001-730A												22-1200-935
51,00		210,00 - 210,49	48-3015-000A	48-3000-310		48-3002-730A			22-1200-935																								
51,25		210,50 - 210,99	48-3016-000A	48-3001-310		48-3098-730A			22-1200-935																								
51,50		211,00 - 211,49	48-3017-000A	48-3000-310		48-3099-730A			22-1200-935																								
51,75		211,50 - 211,99	48-3018-000A	48-3001-310		48-3000-730A			22-1200-935																								
52,00		212,00 - 212,49	48-3019-000A	48-3000-310		48-3001-730A			22-1200-935																								
52,25		212,50 - 212,99	48-3020-000A	48-3001-310		48-3002-730A			22-1200-935																								
50,00		213,00 - 213,49	48-3021-000A	48-3000-310		48-3098-730A			22-1200-935																								
50,25		213,50 - 213,99	48-3022-000A	48-3001-310		48-3099-730A			22-1200-935																								
50,50		214,00 - 214,49	48-3023-000A	48-3000-310		48-3000-730A		22-1200-935																									
50,75		214,50 - 214,99	48-3024-000A	48-3001-310		48-3001-730A		22-1200-935																									
51,00		215,00 - 215,49	48-3025-000A	48-3000-310		48-3002-730A		22-1200-935																									
51,25		215,50 - 215,99	48-3026-000A	48-3001-310		48-3098-730A		22-1200-935																									
51,50		216,00 - 216,49	48-3027-000A	48-3000-310		48-3099-730A		22-1200-935																									
51,75		216,50 - 216,99	48-3028-000A	48-3001-310		48-3000-730A		22-1200-935																									
52,00		217,00 - 217,49	48-3029-000A	48-3000-310		48-3001-730A		22-1200-935																									
52,25		217,50 - 217,99	48-3030-000A	48-3001-310		48-3002-730A		22-1200-935																									
50,50		218,00 - 218,49	48-3031-000A	48-3000-310		48-3098-730A		22-1200-935																									
50,75		218,50 - 218,99	48-3032-000A	48-3001-310		48-3099-730A		22-1200-935																									
51,00		219,00 - 219,49	48-3033-000A	48-3000-310		48-3000-730A		22-1200-935																									
51,25		219,50 - 219,99	48-3034-000A	48-3001-310		48-3001-730A		22-1200-935																									

* war M10 (bis 2008)

Bohrkopfgröße Drill head size	Schnittbreite Cutting depth	Bohrbereich Drilling range von from bis to	Bohrrohr ø Da Drill tube outer dia Da [mm]	Bohrkopf Drill head		Kassette Außenschneide und Zwischenschneide Cartridge with peripheral and intermediate insert							Kassette mit Kernschneide Cartridge with core insert			Führungsleisten Guide pads 3 x Führungsleiste 3 x Guide pad	Mitnehmer- stein Driver 2x Mitnehmerstein 2x Driver	Bohrkopf Drill head		
				Komplett Complete	Grundkörper Drill head body	1 x Wendeplatte 1 x Indexable insert	1 x Schraube 1 x Screw	1 x Unterlage 1 x Shim	Variante A Option A 1 x Kassette 1 x Cartridge 1 x Einstellplatte 1 x Stop plate		1 x Wendeplatte 1 x Indexable insert	1 x Unterlage 1 x Shim	2 x Schraube Kassette 2 x Screw Cartridge	2 x Wendeplatte 2 x Indexable insert	2 x Unterlage 2 x Shim			1 x Kassette 1 x Cartridge	Nur bei Typ 48 Typ 48 only 2x(3x) Gewindestift 2x(3x) Threaded pin 4 x Schraube 4 x Screw	
31	51,00	220,00 - 220,49	214x178	48-3111-000A	48-3110-110	48-3000-310	48-3000-820 (M 5x20)	48-3000-730A	01-3750-610-S..	48-3000-210	48-3000-710	M 6x30 DIN 912	48-3000-210	48-3000-710	48-3000-750	48-3110-411	48-2900-160	* M 8x30 DIN 915	M 10x90 DIN 912	
	51,25	220,50 - 220,99		48-3112-000A		48-3001-310		48-3001-730A								21-0600-860 (M 3x6,7)				48-3130-411
	51,50	221,00 - 221,49		48-3113-000A		48-3000-310		48-3002-730A								48-3000-820 (M 5x20)				M 6x14 DIN 912
	51,75	221,50 - 221,99		48-3114-000A		48-3001-310		48-3098-730A												
	52,00	222,00 - 222,49		48-3115-000A		48-3000-310		48-3099-730A								22-1200-935				29-0500-900
	52,25	222,50 - 222,99		48-3116-000A		48-3001-310		48-3000-730A												
	50,00	223,00 - 223,49		48-3121-000A	48-3000-310	48-3001-730A		When reordering please state dimension S								29-0500-900				
	50,25	223,50 - 223,99		48-3122-000A	48-3001-310	48-3098-730A														22-1200-935
	50,50	224,00 - 224,49		48-3123-000A	48-3000-310	48-3099-730A		22-1200-935								29-0500-900				
	50,75	224,50 - 224,99		48-3124-000A	48-3001-310	48-3000-730A														22-1200-935
	51,00	225,00 - 225,49		48-3125-000A	48-3000-310	48-3001-730A		22-1200-935								29-0500-900				
	51,25	225,50 - 225,99		48-3126-000A	48-3001-310	48-3002-730A														22-1200-935
	51,50	226,00 - 226,49		48-3127-000A	48-3000-310	48-3098-730A		22-1200-935								29-0500-900				
	51,75	226,50 - 226,99		48-3128-000A	48-3001-310	48-3099-730A														22-1200-935
	52,00	227,00 - 227,49		48-3129-000A	48-3000-310	48-3000-730A		22-1200-935								29-0500-900				
	52,25	227,50 - 227,99		48-3130-000A	48-3001-310	48-3001-730A														22-1200-935
	50,00	228,00 - 228,49		48-3131-000A	48-3000-310	48-3098-730A		22-1200-935								29-0500-900				
	50,25	228,50 - 228,99		48-3132-000A	48-3001-310	48-3099-730A														22-1200-935
	50,50	229,00 - 229,49		48-3133-000A	48-3000-310	48-3000-730A		22-1200-935								29-0500-900				
	50,75	229,50 - 229,99		48-3134-000A	48-3001-310	48-3001-730A														22-1200-935
	51,00	230,00 - 230,49		48-3135-000A	48-3000-310	48-3002-730A		22-1200-935								29-0500-900				
	51,25	230,50 - 230,99		48-3136-000A	48-3001-310	48-3098-730A														22-1200-935
	51,50	231,00 - 231,49		48-3137-000A	48-3000-310	48-3099-730A		22-1200-935								29-0500-900				
	51,75	231,50 - 231,99		48-3138-000A	48-3001-310	48-3000-730A														22-1200-935
52,00	232,00 - 232,49	48-3139-000A	48-3000-310	48-3001-730A	22-1200-935	29-0500-900														
52,25	232,50 - 232,99	48-3140-000A	48-3001-310	48-3002-730A			22-1200-935	29-0500-900												
50,00	233,00 - 233,49	48-3211-000A	48-3000-310	48-3098-730A	22-1200-935	29-0500-900														
50,25	233,50 - 233,99	48-3212-000A	48-3001-310	48-3099-730A			22-1200-935	29-0500-900												
50,50	234,00 - 234,49	48-3213-000A	48-3000-310	48-3000-730A	22-1200-935	29-0500-900														
50,75	234,50 - 234,99	48-3214-000A	48-3001-310	48-3001-730A			22-1200-935	29-0500-900												
51,00	235,00 - 235,49	48-3215-000A	48-3000-310	48-3002-730A	22-1200-935	29-0500-900														
51,25	235,50 - 235,99	48-3216-000A	48-3001-310	48-3098-730A			22-1200-935	29-0500-900												
51,50	236,00 - 236,49	48-3217-000A	48-3000-310	48-3099-730A	22-1200-935	29-0500-900														
51,75	236,50 - 236,99	48-3218-000A	48-3001-310	48-3000-730A			22-1200-935	29-0500-900												
52,00	237,00 - 237,49	48-3219-000A	48-3000-310	48-3001-730A	22-1200-935	29-0500-900														
52,25	237,50 - 237,99	48-3220-000A	48-3001-310	48-3002-730A			22-1200-935	29-0500-900												
50,00	238,00 - 238,49	48-3221-000A	48-3000-310	48-3098-730A	22-1200-935	29-0500-900														
50,25	238,50 - 238,99	48-3222-000A	48-3001-310	48-3099-730A			22-1200-935	29-0500-900												
50,50	239,00 - 239,49	48-3223-000A	48-3000-310	48-3000-730A	22-1200-935	29-0500-900														
50,75	239,50 - 239,99	48-3224-000A	48-3001-310	48-3001-730A			22-1200-935	29-0500-900												
51,00	240,00 - 240,49	48-3225-000A	48-3000-310	48-3002-730A	22-1200-935	29-0500-900														
51,25	240,50 - 240,99	48-3226-000A	48-3001-310	48-3098-730A			22-1200-935	29-0500-900												
51,50	241,00 - 241,49	48-3227-000A	48-3000-310	48-3099-730A	22-1200-935	29-0500-900														
51,75	241,50 - 241,99	48-3228-000A	48-3001-310	48-3000-730A			22-1200-935	29-0500-900												
52,00	242,00 - 242,49	48-3229-000A	48-3000-310	48-3001-730A	22-1200-935	29-0500-900														
52,25	242,50 - 242,99	48-3230-000A	48-3001-310	48-3002-730A			22-1200-935	29-0500-900												
52,50	243,00 - 243,49	48-3231-000A	48-3000-310	48-3098-730A	22-1200-935	29-0500-900														
52,75	243,50 - 243,99	48-3232-000A	48-3001-310	48-3099-730A			22-1200-935	29-0500-900												

* war M10 (bis 2008)

Bohrkopfgröße Drill head size	Schnittbreite Cutting depth	Bohrbereich Drilling range von from bis to	Bohrrohr ø Da Drill tube outer dia Da [mm]	Bohrkopf Drill head		Kassette Außenschneide und Zwischenschneide Cartridge with peripheral and intermediate insert								Kassette mit Kernschneide Cartridge with core insert			Führungsleisten Guide pads 3 x Führungsleiste 3 x Guide pad	Mitnehmerstein Driver 2x Mitnehmerstein 2x Driver	Bohrkopf Drill head							
				Komplett Complete	Grundkörper Drill head body	1 x Wendeplatte 1 x Indexable insert	1 x Schraube 1 x Screw	1 x Unterlage 1 x Shim	Variante A Option A 1 x Kassette 1 x Cartridge		1 x Einstellplatte 1 x Stop plate	1 x Wendeplatte 1 x Indexable insert	1 x Unterlage 1 x Shim	2 x Schraube Kassette 2 x Screw Cartridge	2 x Wendeplatte 2 x Indexable insert	2 x Unterlage 2 x Shim			1 x Kassette 1 x Cartridge	Nur bei Typ 48 Typ 48 only 2x(3x) Gewindestift 2x(3x) Threaded pin		4 x Schraube 4 x Screw				
33	50,50	244,00 - 244,49	238x202	48-3311-000A	48-3310-110	48-3000-310	48-3000-820 (M 5x20)	48-3099-730A	01-3750-610-S..	48-3000-210	48-3000-710	M 6x35 DIN 912	48-3000-210	48-3000-710	48-3000-750	48-3310-411	48-2900-160	* M 8x30 DIN 915	M 10x90 DIN 912							
	50,75	244,50 - 244,99		48-3312-000A		48-3001-310		48-3098-730A								21-0600-860 (M 3x6,7)				48-3000-210	48-3000-710	48-3000-210	48-3000-710	48-3000-750	48-3330-411	
	51,00	245,00 - 245,49		48-3313-000A		48-3000-310		48-3099-730A								48-3000-820 (M 5x20)				48-3000-710	M 3x6 DIN 912	48-3000-210	48-3000-710	48-3000-750	M 6x14 DIN 912	
	51,25	245,50 - 245,99		48-3314-000A		48-3001-310		48-3000-730A								48-3001-310				48-3001-730A	22-0600-935	48-3000-820 (M 5x20)	M 3x6 DIN 912	48-3000-710	48-3000-750	M 6x14 DIN 912
	51,50	246,00 - 246,49		48-3315-000A		48-3000-310		48-3002-730A								48-3001-310				48-3001-730A	Bei Nachbestellung bitte Maß S angeben	48-3000-820 (M 5x20)	48-3000-710	48-3000-750	M 6x14 DIN 912	
	51,75	246,50 - 246,99		48-3316-000A		48-3001-310		48-3098-730A								48-3001-310				48-3001-730A	When reordering please state dimension S	48-3000-820 (M 5x20)	48-3000-710	48-3000-750	M 6x14 DIN 912	
	52,00	247,00 - 247,49		48-3317-000A		48-3000-310		48-3099-730A								48-3001-310				48-3001-730A		48-3000-820 (M 5x20)	48-3000-710	48-3000-750	M 6x14 DIN 912	
	52,25	247,50 - 247,99		48-3318-000A		48-3001-310		48-3002-730A								48-3001-310				48-3001-730A		48-3000-820 (M 5x20)	48-3000-710	48-3000-750	M 6x14 DIN 912	
	50,00	248,00 - 248,49		48-3321-000A		48-3000-310		48-3098-730A								48-3001-310				48-3001-730A		48-3000-820 (M 5x20)	48-3000-710	48-3000-750	M 6x14 DIN 912	
	50,25	248,50 - 248,99		48-3322-000A		48-3001-310		48-3099-730A								48-3001-310				48-3001-730A		48-3000-820 (M 5x20)	48-3000-710	48-3000-750	M 6x14 DIN 912	
	50,50	249,00 - 249,49		48-3323-000A		48-3000-310		48-3002-730A								48-3001-310				48-3001-730A		48-3000-820 (M 5x20)	48-3000-710	48-3000-750	M 6x14 DIN 912	
	50,75	249,50 - 249,99		48-3324-000A		48-3001-310		48-3098-730A								48-3001-310				48-3001-730A		48-3000-820 (M 5x20)	48-3000-710	48-3000-750	M 6x14 DIN 912	
	51,00	250,00 - 250,49		48-3325-000A	48-3000-310	48-3099-730A	48-3001-310	48-3001-730A		48-3000-820 (M 5x20)	48-3000-710	48-3000-750	M 6x14 DIN 912													
	51,25	250,50 - 250,99		48-3326-000A	48-3001-310	48-3002-730A	48-3001-310	48-3001-730A		48-3000-820 (M 5x20)	48-3000-710	48-3000-750	M 6x14 DIN 912													
	51,50	251,00 - 251,49		48-3327-000A	48-3000-310	48-3098-730A	48-3001-310	48-3001-730A		48-3000-820 (M 5x20)	48-3000-710	48-3000-750	M 6x14 DIN 912													
	51,75	251,50 - 251,99		48-3328-000A	48-3001-310	48-3099-730A	48-3001-310	48-3001-730A		48-3000-820 (M 5x20)	48-3000-710	48-3000-750	M 6x14 DIN 912													
	52,00	252,00 - 252,49		48-3329-000A	48-3000-310	48-3002-730A	48-3001-310	48-3001-730A		48-3000-820 (M 5x20)	48-3000-710	48-3000-750	M 6x14 DIN 912													
	52,25	252,50 - 252,99		48-3330-000A	48-3001-310	48-3098-730A	48-3001-310	48-3001-730A		48-3000-820 (M 5x20)	48-3000-710	48-3000-750	M 6x14 DIN 912													
	50,00	253,00 - 253,49		48-3331-000A	48-3000-310	48-3099-730A	48-3001-310	48-3001-730A		48-3000-820 (M 5x20)	48-3000-710	48-3000-750	M 6x14 DIN 912													
	50,25	253,50 - 253,99		48-3332-000A	48-3001-310	48-3002-730A	48-3001-310	48-3001-730A		48-3000-820 (M 5x20)	48-3000-710	48-3000-750	M 6x14 DIN 912													
	50,50	254,00 - 254,49		48-3333-000A	48-3000-310	48-3098-730A	48-3001-310	48-3001-730A		48-3000-820 (M 5x20)	48-3000-710	48-3000-750	M 6x14 DIN 912													
	50,75	254,50 - 254,99		48-3334-000A	48-3001-310	48-3099-730A	48-3001-310	48-3001-730A		48-3000-820 (M 5x20)	48-3000-710	48-3000-750	M 6x14 DIN 912													
	51,00	255,00 - 255,49		48-3335-000A	48-3000-310	48-3002-730A	48-3001-310	48-3001-730A		48-3000-820 (M 5x20)	48-3000-710	48-3000-750	M 6x14 DIN 912													
	51,25	255,50 - 255,99		48-3336-000A	48-3001-310	48-3098-730A	48-3001-310	48-3001-730A		48-3000-820 (M 5x20)	48-3000-710	48-3000-750	M 6x14 DIN 912													
51,50	256,00 - 256,49	48-3337-000A	48-3000-310	48-3099-730A	48-3001-310	48-3001-730A		48-3000-820 (M 5x20)	48-3000-710	48-3000-750	M 6x14 DIN 912															
51,75	256,50 - 256,99	48-3338-000A	48-3001-310	48-3002-730A	48-3001-310	48-3001-730A		48-3000-820 (M 5x20)	48-3000-710	48-3000-750	M 6x14 DIN 912															
52,00	257,00 - 257,49	48-3339-000A	48-3000-310	48-3098-730A	48-3001-310	48-3001-730A		48-3000-820 (M 5x20)	48-3000-710	48-3000-750	M 6x14 DIN 912															
52,25	257,50 - 257,99	48-3340-000A	48-3001-310	48-3099-730A	48-3001-310	48-3001-730A		48-3000-820 (M 5x20)	48-3000-710	48-3000-750	M 6x14 DIN 912															
34	50,00	258,00 - 258,49	250x214	48-3411-000A	48-3410-110	48-3000-310	48-3000-820 (M 5x20)	48-3098-730A	When reordering please state dimension S	48-3000-210	48-3000-710	M 6x35 DIN 912	48-3000-210	48-3000-710	48-3000-750	48-3410-411	29-0500-900	SW 4 DIN 911	SW 8 DIN 911							
	50,25	258,50 - 258,99		48-3412-000A		48-3001-310		48-3099-730A								48-3000-820 (M 5x20)				48-3001-310	48-3001-730A	48-3000-210	48-3000-710	48-3000-750	48-3330-411	
	50,50	259,00 - 259,49		48-3413-000A		48-3000-310		48-3002-730A								48-3001-310				48-3001-730A		48-3000-820 (M 5x20)	48-3000-710	48-3000-750	M 6x14 DIN 912	
	50,75	259,50 - 259,99		48-3414-000A		48-3001-310		48-3098-730A								48-3001-310				48-3001-730A		48-3000-820 (M 5x20)	48-3000-710	48-3000-750	M 6x14 DIN 912	
	51,00	260,00 - 260,49		48-3415-000A		48-3000-310		48-3099-730A								48-3001-310				48-3001-730A		48-3000-820 (M 5x20)	48-3000-710	48-3000-750	M 6x14 DIN 912	
	51,25	260,50 - 260,99		48-3416-000A		48-3001-310		48-3002-730A								48-3001-310				48-3001-730A		48-3000-820 (M 5x20)	48-3000-710	48-3000-750	M 6x14 DIN 912	
	51,50	261,00 - 261,49		48-3417-000A		48-3000-310		48-3098-730A								48-3001-310				48-3001-730A		48-3000-820 (M 5x20)	48-3000-710	48-3000-750	M 6x14 DIN 912	
	51,75	261,50 - 261,99		48-3418-000A		48-3001-310		48-3099-730A								48-3001-310				48-3001-730A		48-3000-820 (M 5x20)	48-3000-710	48-3000-750	M 6x14 DIN 912	
	52,00	262,00 - 262,49		48-3419-000A		48-3000-310		48-3002-730A								48-3001-310				48-3001-730A		48-3000-820 (M 5x20)	48-3000-710	48-3000-750	M 6x14 DIN 912	
	52,25	262,50 - 262,99		48-3420-000A		48-3001-310		48-3098-730A								48-3001-310				48-3001-730A		48-3000-820 (M 5x20)	48-3000-710	48-3000-750	M 6x14 DIN 912	
	50,00	263,00 - 263,49		48-3421-000A		48-3000-310		48-3099-730A								48-3001-310				48-3001-730A		48-3000-820 (M 5x20)	48-3000-710	48-3000-750	M 6x14 DIN 912	
	50,25	263,50 - 263,99		48-3422-000A		48-3001-310		48-3002-730A								48-3001-310				48-3001-730A		48-3000-820 (M 5x20)	48-3000-710	48-3000-750	M 6x14 DIN 912	
	50,50	264,00 - 264,49		48-3423-000A	48-3000-310	48-3098-730A	48-3001-310	48-3001-730A		48-3000-820 (M 5x20)	48-3000-710	48-3000-750	M 6x14 DIN 912													
	50,75	264,50 - 264,99		48-3424-000A	48-3001-310	48-3099-730A	48-3001-310	48-3001-730A		48-3000-820 (M 5x20)	48-3000-710	48-3000-750	M 6x14 DIN 912													
	51,00	265,00 - 265,49		48-3425-000A	48-3000-310	48-3002-730A	48-3001-310	48-3001-730A		48-3000-820 (M 5x20)	48-3000-710	48-3000-750	M 6x14 DIN 912													
	51,25	265,50 - 265,99		48-3426-000A	48-3001-310	48-3098-730A	48-3001-310	48-3001-730A		48-3000-820 (M 5x20)	48-3000-710	48-3000-750	M 6x14 DIN 912													
	51,50	266,00 - 266,49		48-3427-000A	48-3000-310	48-3099-730A	48-3001-310	48-3001-730A		48-3000-820 (M 5x20)	48-3000-710	48-3000-750	M 6x14 DIN 912													
	51,75	266,50 - 266,99		48-3428-000A	48-3001-310	48-3002-730A	48-3001-310	48-3001-730A		48-3000-820 (M 5x20)	48-3000-710	48-3000-750	M 6x14 DIN 912													
	52,00	267,00 - 267,49		48-3429-000A	48-3000-310	48-3098-730A	48-3001-310	48-3001-730A		48-3000-820 (M 5x20)	48-3000-710	48-3000-750	M 6x14 DIN 912													
	52,25	267,50 - 267,99		48-3430-000A	48-3001-310	48-3099-730A	48-3001-310	48-3001-730A		48-3000-820 (M 5x20)	48-3000-710	48-3000-750	M 6x14 DIN 912													

* war M10 (bis 2008)

Bohrkopfgröße Drill head size	Schnittbreite Cutting depth	Bohrbereich Drilling range	Bohrrohr ø Da Drill tube outer dia Da [mm]	Bohrkopf Drill head		Kassette Außenschneide und Zwischenschneide Cartridge with peripheral and intermediate insert								Kassette mit Kernschneide Cartridge with core insert			Führungsleisten Guide pads	Mitnehmer- stein Driver	Bohrkopf Drill head																																																																																	
				Komplett Complete	Grundkörper Drill head body	1 x Wendeplatte 1 x Indexable insert	1 x Schraube 1 x Screw	1 x Unterlage 1 x Shim	Variante A Option A		1 x Wendeplatte 1 x Indexable insert	1 x Unterlage 1 x Shim	2 x Schraube Kassette 2 x Screw Cartridge	2 x Wendeplatte 2 x Indexable insert	2 x Unterlage 2 x Shim	1 x Kassette 1 x Cartridge			Nur bei Typ 48 Typ 48 only																																																																																	
35	50,00	268,00 - 268,49	262x226	48-3511-000A	48-3510-110	48-3000-310	48-3000-820 (M 5x20)	48-1500-710	48-3098-730A	21-0600-860 (M 3x6,7)	48-3000-210	48-3000-710	M 6x35 DIN 912	48-3000-210	48-3000-710	48-3000-750	48-3510-411	48-2900-160	M 6x14 DIN 912	29-0500-900	M 10x90 DIN 912																																																																															
	50,25	268,50 - 268,99		48-3512-000A		48-3001-310			48-3099-730A								01-3750-610-S..					48-3000-710	M 3x6 DIN 912	48-3000-210	48-3000-710	(2x) M 6x35 DIN 912	48-3530-411	M 6x14 DIN 912	29-0500-900	SW 8 DIN 911																																																																						
	50,50	269,00 - 269,49		48-3513-000A		48-3000-310			48-3002-730A																						Bei Nach- bestellung bitte Maß S angeben	48-3000-820 (M 5x20)	M 3x6 DIN 912	48-3000-210	48-3000-710	29-0500-900	48-3610-411	M 6x14 DIN 912	29-0500-900	SW 4 DIN 911																																																												
	50,75	269,50 - 269,99		48-3514-000A		48-3001-310			48-3098-730A																																When reordering please state dimension S	48-3000-820 (M 5x20)	M 3x6 DIN 912	48-3000-210	48-3000-710	29-0500-900	48-3620-411	M 6x14 DIN 912	29-0500-900	M 12x90 DIN 912																																																		
	51,00	270,00 - 270,49		48-3515-000A		48-3000-310			48-3099-730A																																										48-3300-935	48-3000-820 (M 5x20)	M 3x6 DIN 912	48-3000-210	48-3000-710	29-0500-900	48-3630-411	M 6x14 DIN 912	29-0500-900	SW 10 DIN 911																																								
	51,25	270,50 - 270,99		48-3516-000A		48-3001-310			48-3000-730A																																																				48-3300-935	48-3000-820 (M 5x20)	M 3x6 DIN 912	48-3000-210	48-3000-710	29-0500-900	48-3620-411	M 6x14 DIN 912	29-0500-900	SW 10 DIN 911																														
	51,50	271,00 - 271,49		48-3517-000A		48-3000-310			48-3098-730A																																																														48-3300-935	48-3000-820 (M 5x20)	M 3x6 DIN 912	48-3000-210	48-3000-710	29-0500-900	48-3630-411	M 6x14 DIN 912	29-0500-900	SW 10 DIN 911																				
	51,75	271,50 - 271,99		48-3518-000A		48-3001-310			48-3099-730A																																																																								48-3300-935	48-3000-820 (M 5x20)	M 3x6 DIN 912	48-3000-210	48-3000-710	29-0500-900	48-3620-411	M 6x14 DIN 912	29-0500-900	SW 10 DIN 911										
	52,00	272,00 - 272,49		48-3519-000A		48-3000-310			48-3000-730A																																																																																		48-3300-935	48-3000-820 (M 5x20)	M 3x6 DIN 912	48-3000-210	48-3000-710	29-0500-900	48-3630-411	M 6x14 DIN 912	29-0500-900	SW 10 DIN 911
	52,25	272,50 - 272,99		48-3520-000A		48-3001-310			48-3098-730A																																																																																											
	50,00	273,00 - 273,49		48-3521-000A	48-3000-310	48-3099-730A	48-3300-935	48-3000-820 (M 5x20)	M 3x6 DIN 912	48-3000-210	48-3000-710	29-0500-900	48-3630-411	M 6x14 DIN 912	29-0500-900	SW 10 DIN 911																																																																																				
	50,25	273,50 - 273,99		48-3522-000A	48-3001-310	48-3000-730A											48-3300-935	48-3000-820 (M 5x20)	M 3x6 DIN 912	48-3000-210	48-3000-710	29-0500-900	48-3620-411	M 6x14 DIN 912	29-0500-900	SW 10 DIN 911																																																																										
	50,50	274,00 - 274,49		48-3523-000A	48-3000-310	48-3098-730A																					48-3300-935	48-3000-820 (M 5x20)	M 3x6 DIN 912	48-3000-210	48-3000-710	29-0500-900	48-3630-411	M 6x14 DIN 912	29-0500-900	SW 10 DIN 911																																																																
	50,75	274,50 - 274,99		48-3524-000A	48-3001-310	48-3099-730A																															48-3300-935	48-3000-820 (M 5x20)	M 3x6 DIN 912	48-3000-210	48-3000-710	29-0500-900	48-3620-411	M 6x14 DIN 912	29-0500-900	SW 10 DIN 911																																																						
	51,00	275,00 - 275,49		48-3525-000A	48-3000-310	48-3000-730A																																									48-3300-935	48-3000-820 (M 5x20)	M 3x6 DIN 912	48-3000-210	48-3000-710	29-0500-900	48-3630-411	M 6x14 DIN 912	29-0500-900	SW 10 DIN 911																																												
	51,25	275,50 - 275,99		48-3526-000A	48-3001-310	48-3098-730A																																																			48-3300-935	48-3000-820 (M 5x20)	M 3x6 DIN 912	48-3000-210	48-3000-710	29-0500-900	48-3620-411	M 6x14 DIN 912	29-0500-900	SW 10 DIN 911																																		
	51,50	276,00 - 276,49		48-3527-000A	48-3000-310	48-3099-730A																																																													48-3300-935	48-3000-820 (M 5x20)	M 3x6 DIN 912	48-3000-210	48-3000-710	29-0500-900	48-3630-411	M 6x14 DIN 912	29-0500-900	SW 10 DIN 911																								
	51,75	276,50 - 276,99		48-3528-000A	48-3001-310	48-3000-730A																																																																							48-3300-935	48-3000-820 (M 5x20)	M 3x6 DIN 912	48-3000-210	48-3000-710	29-0500-900	48-3620-411	M 6x14 DIN 912	29-0500-900	SW 10 DIN 911														
	52,00	277,00 - 277,49		48-3529-000A	48-3000-310	48-3098-730A																																																																																	48-3300-935	48-3000-820 (M 5x20)	M 3x6 DIN 912	48-3000-210	48-3000-710	29-0500-900	48-3630-411	M 6x14 DIN 912	29-0500-900	SW 10 DIN 911				
	52,25	277,50 - 277,99		48-3530-000A	48-3001-310	48-3099-730A																																																																																											48-3300-935	48-3000-820 (M 5x20)	M 3x6 DIN 912	48-3000-210
50,50	278,00 - 278,49	48-3531-000A	48-3000-310	48-3000-730A	48-3300-935	48-3000-820 (M 5x20)	M 3x6 DIN 912	48-3000-210	48-3000-710	29-0500-900	48-3630-411	M 6x14 DIN 912	29-0500-900	SW 10 DIN 911																																																																																						
50,75	278,50 - 278,99	48-3532-000A	48-3001-310	48-3098-730A											48-3300-935	48-3000-820 (M 5x20)	M 3x6 DIN 912	48-3000-210	48-3000-710	29-0500-900	48-3620-411	M 6x14 DIN 912	29-0500-900	SW 10 DIN 911																																																																												
51,00	279,00 - 279,49	48-3533-000A	48-3000-310	48-3099-730A																					48-3300-935	48-3000-820 (M 5x20)	M 3x6 DIN 912	48-3000-210	48-3000-710	29-0500-900	48-3630-411	M 6x14 DIN 912	29-0500-900	SW 10 DIN 911																																																																		
51,25	279,50 - 279,99	48-3534-000A	48-3001-310	48-3000-730A																															48-3300-935	48-3000-820 (M 5x20)	M 3x6 DIN 912	48-3000-210	48-3000-710	29-0500-900	48-3620-411	M 6x14 DIN 912	29-0500-900	SW 10 DIN 911																																																								
51,00	280,00 - 280,49	48-3611-000A	48-3000-310	48-3098-730A																																									48-3300-935	48-3000-820 (M 5x20)	M 3x6 DIN 912	48-3000-210	48-3000-710	29-0500-900	48-3630-411	M 6x14 DIN 912	29-0500-900	SW 10 DIN 911																																														
51,25	280,50 - 280,99	48-3612-000A	48-3001-310	48-3099-730A																																																			48-3300-935	48-3000-820 (M 5x20)	M 3x6 DIN 912	48-3000-210	48-3000-710	29-0500-900	48-3620-411	M 6x14 DIN 912	29-0500-900	SW 10 DIN 911																																				
51,50	281,00 - 281,49	48-3613-000A	48-3000-310	48-3000-730A																																																													48-3300-935	48-3000-820 (M 5x20)	M 3x6 DIN 912	48-3000-210	48-3000-710	29-0500-900	48-3630-411	M 6x14 DIN 912	29-0500-900	SW 10 DIN 911																										
51,75	281,50 - 281,99	48-3614-000A	48-3001-310	48-3098-730A																																																																							48-3300-935	48-3000-820 (M 5x20)	M 3x6 DIN 912	48-3000-210	48-3000-710	29-0500-900	48-3620-411	M 6x14 DIN 912	29-0500-900	SW 10 DIN 911																
52,00	282,00 - 282,49	48-3615-000A	48-3000-310	48-3099-730A																																																																																	48-3300-935	48-3000-820 (M 5x20)	M 3x6 DIN 912	48-3000-210	48-3000-710	29-0500-900	48-3630-411	M 6x14 DIN 912	29-0500-900	SW 10 DIN 911						
52,25	282,50 - 282,99	48-3616-000A	48-3001-310	48-3000-730A																																																																																											48-3300-935	48-3000-820 (M 5x20)	M 3x6 DIN 912	48-3000-210	48-3000-710	29-0500-900
50,00	283,00 - 283,49	48-3621-000A	48-3000-310	48-3098-730A	48-3300-935	48-3000-820 (M 5x20)	M 3x6 DIN 912	48-3000-210	48-3000-710	29-0500-900	48-3630-411	M 6x14 DIN 912	29-0500-900	SW 10 DIN 911																																																																																						
50,25	283,50 - 283,99	48-3622-000A	48-3001-310	48-3099-730A											48-3300-935	48-3000-820 (M 5x20)	M 3x6 DIN 912	48-3000-210	48-3000-710	29-0500-900	48-3620-411	M 6x14 DIN 912	29-0500-900	SW 10 DIN 911																																																																												
50,50	284,00 - 284,49	48-3623-000A	48-3000-310	48-3000-730A																					48-3300-935	48-3000-820 (M 5x20)	M 3x6 DIN 912	48-3000-210	48-3000-710	29-0500-900	48-3630-411	M 6x14 DIN 912	29-0500-900	SW 10 DIN 911																																																																		
50,75	284,50 - 284,99	48-3624-000A	48-3001-310	48-3098-730A																															48-3300-935	48-3000-820 (M 5x20)	M 3x6 DIN 912	48-3000-210	48-3000-710	29-0500-900	48-3620-411	M 6x14 DIN 912	29-0500-900	SW 10 DIN 911																																																								
51,00	285,00 - 285,49	48-3625-000A	48-3000-310	48-3099-730A																																									48-3300-935	48-3000-820 (M 5x20)	M 3x6 DIN 912	48-3000-210	48-3000-710	29-0500-900	48-3630-411	M 6x14 DIN 912	29-0500-900	SW 10 DIN 911																																														
51,25	285,50 - 285,99	48-3626-000A	48-3001-310	48-3000-730A																																																			48-3300-935	48-3000-820 (M 5x20)	M 3x6 DIN 912	48-3000-210	48-3000-710	29-0500-900	48-3620-411	M 6x14 DIN 912	29-0500-900	SW 10 DIN 911																																				
51,50	286,00 - 286,49	48-3627-000A	48-3000-310	48-3098-730A																																																													48-3300-935	48-3000-820 (M 5x20)	M 3x6 DIN 912																																	

Bohrkopfgröße Drill head size	Schnittbreite Cutting depth	Bohrbereich Drilling range von from bis to	Bohrrohr ø Da Drill tube outer dia Da [mm]	Bohrkopf Drill head		Kassette Außenschneide und Zwischenschneide Cartridge with peripheral and intermediate insert								Kassette mit Kernschneide Cartridge with core insert			Führungsleisten Guide pads	Mitnehmerstein Driver	Bohrkopf Drill head																		
				Komplett Complete	Grundkörper Drill head body	1 x Wendeplatte 1 x Indexable insert	1 x Schraube 1 x Screw	1 x Unterlage 1 x Shim	Variante A Option A		1 x Wendeplatte 1 x Indexable insert	1 x Unterlage 1 x Shim	2 x Schraube Kassette 2 x Screw Cartridge	2 x Wendeplatte 2 x Indexable insert	2 x Unterlage 2 x Shim	1 x Kassette 1 x Cartridge	5 x Führungsleiste 5 x Guide pad	2x Mitnehmerstein 2x Driver	Nur bei Typ 48 Typ 48 only																		
																			2x(3x) Gewindestift 2x(3x) Threaded pin	4 x Schraube 4 x Screw																	
37	50,00	293,00 - 293,49	286x250	48-3711-000A	48-3710-110	48-3000-310	48-3000-820 (M 5x20)	48-1500-710	48-3098-730A	01-3750-610-S..	48-3000-210	48-3000-710	M 6x35 DIN 912	48-3000-210	48-3000-710	48-3000-750	48-3710-411	M 6x14 DIN 912	29-0500-900	48-2900-160	* M 8x30 DIN 915	M 12x90 DIN 912															
	50,25	293,50 - 293,99		48-3712-000A		48-3001-310			48-3099-730A																												
	50,50	294,00 - 294,49		48-3713-000A		48-3000-310			48-3002-730A																												
	50,75	294,50 - 294,99		48-3714-000A		48-3001-310			48-3003-730A																												
	51,00	295,00 - 295,49		48-3715-000A		48-3000-310			21-0600-860 (M 3x6,7)																												
	51,25	295,50 - 295,99		48-3716-000A		48-3001-310																															
	51,50	296,00 - 296,49		48-3717-000A		48-3000-310			48-3000-820 (M 5x20)																												
	51,75	296,50 - 296,99		48-3718-000A		48-3001-310			M 3x6 DIN 912																												
	52,00	297,00 - 297,49		48-3719-000A		48-3000-310			22-0600-935																												
	52,25	297,50 - 297,99		48-3720-000A		48-3001-310			Bei Nachbestellung bitte Maß S angeben																												
	50,00	298,00 - 298,49		48-3721-000A		48-3000-310			When reordering please state dimension S																												
	50,25	298,50 - 298,99		48-3722-000A		48-3001-310																															
	50,50	299,00 - 299,49		48-3723-000A	48-3000-310	48-3300-935																															
	50,75	299,50 - 299,99		48-3724-000A	48-3001-310	29-0250-900																															
	51,00	300,00 - 300,49		48-3725-000A	48-3000-310	29-0500-900																															
	51,25	300,50 - 300,99		48-3726-000A	48-3001-310																																
	51,50	301,00 - 301,49		48-3727-000A	48-3000-310																																
	51,75	301,50 - 301,99		48-3728-000A	48-3001-310																																
	52,00	302,00 - 302,49		48-3729-000A	48-3000-310																																
	52,25	302,50 - 302,99		48-3730-000A	48-3001-310																																
	52,50	303,00 - 303,49		48-3731-000A	48-3000-310																																
	52,75	303,50 - 303,99		48-3732-000A	48-3001-310																																
	38	50,50		304,00 - 304,49	298x262	48-3811-000A			48-3810-110														48-3000-310	48-3300-935	48-3820-110	48-3099-730A	48-3820-411	M 6x14 DIN 912	29-0500-900	48-3810-411	M 6x14 DIN 912	29-0500-900	48-3820-411	M 6x14 DIN 912	29-0500-900	SW 4 DIN 911	SW 10 DIN 911
		50,75		304,50 - 304,99		48-3812-000A																	48-3001-310			48-3098-730A											
51,00		305,00 - 305,49	48-3813-000A	48-3000-310		48-3099-730A																															
51,25		305,50 - 305,99	48-3814-000A	48-3001-310		48-3000-730A																															
51,50		306,00 - 306,49	48-3815-000A	48-3000-310		48-3001-730A																															
51,75		306,50 - 306,99	48-3816-000A	48-3001-310		48-3002-730A																															
52,00		307,00 - 307,49	48-3817-000A	48-3000-310		48-3098-730A																															
52,25		307,50 - 307,99	48-3818-000A	48-3001-310		48-3099-730A																															
50,00		308,00 - 308,49	48-3821-000A	48-3000-310		48-3000-730A																															
50,25		308,50 - 308,99	48-3822-000A	48-3001-310		48-3001-730A																															
50,50		309,00 - 309,49	48-3823-000A	48-3000-310		48-3002-730A																															
50,75		309,50 - 309,99	48-3824-000A	48-3001-310		48-3098-730A																															
51,00		310,00 - 310,49	48-3825-000A	48-3000-310		48-3099-730A																															
51,25		310,50 - 310,99	48-3826-000A	48-3001-310		48-3000-730A																															
51,50		311,00 - 311,49	48-3827-000A	48-3000-310		48-3001-730A																															
51,75		311,50 - 311,99	48-3828-000A	48-3001-310		48-3002-730A																															
52,00		312,00 - 312,49	48-3829-000A	48-3000-310		48-3098-730A																															
52,25		312,50 - 312,99	48-3830-000A	48-3001-310		48-3099-730A																															
50,00		313,00 - 313,49	48-3831-000A	48-3000-310		48-3000-730A																															
50,25		313,50 - 313,99	48-3832-000A	48-3001-310		48-3001-730A																															
50,50		314,00 - 314,49	48-3833-000A	48-3000-310		48-3002-730A																															
50,75		314,50 - 314,99	48-3834-000A	48-3001-310		48-3098-730A																															
51,00		315,00 - 315,49	48-3835-000A	48-3000-310		48-3099-730A																															
51,25		315,50 - 315,99	48-3836-000A	48-3001-310		48-3000-730A																															
51,50	316,00 - 316,49	48-3837-000A	48-3000-310	48-3001-730A																																	
51,75	316,50 - 316,99	48-3838-000A	48-3001-310	48-3002-730A																																	
52,00	317,00 - 317,49	48-3839-000A	48-3000-310																																		
52,25	317,50 - 317,99	48-3840-000A	48-3001-310																																		

* war M10 (bis 2008)

Bohrkopfgröße Drill head size	Schnittbreite Cutting depth	Bohrbereich Drilling range von from bis to	Bohrrohr ø Da Drill tube outer dia Da [mm]	Bohrkopf Drill head		Kassette Außenschneide und Zwischenschneide Cartridge with peripheral and intermediate insert										Kassette mit Kernschneide Cartridge with core insert			Führungsleisten Guide pads	Mitnehmerstein Driver	Bohrkopf Drill head																
				Komplett Complete	Grundkörper Drill head body	1 x Wendepatte 1 x Indexable insert	1 x Schraube 1 x Screw	1 x Unterlage 1 x Shim	Variante A Option A		1 x Wendepatte 1 x Indexable insert	1 x Unterlage 1 x Shim	2 x Schraube Kassette 2 x Screw Cartridge	2 x Wendepatte 2 x Indexable insert	2 x Unterlage 2 x Shim	1 x Kassette 1 x Cartridge	5 x Führungsleiste 5 x Guide pad	2x Mitnehmerstein 2x Driver	Nur bei Typ 48 Typ 48 only																		
39	50,00	318,00 - 318,49	310x274	48-3911-000A	48-3910-110	48-3000-310	48-3000-820 (M 5x20)	48-3098-730A	48-1500-710	48-3001-310	01-3750-610-S..	48-3099-730A	M 6x35 DIN 912	48-3000-310	48-3000-210	48-3000-730A	48-3000-710	48-3000-310	48-3000-750	48-3910-411	48-2900-160	48-3000-310	M 10x30 DIN 915	48-3000-310	M 12x90 DIN 912												
	50,25	318,50 - 318,99		48-3912-000A		48-3001-310		48-3098-730A		48-3001-310		48-3000-210		48-3000-710		48-3000-310		48-3910-411		48-3001-310		48-3000-730A		48-3000-210		48-3000-710	48-3000-310	48-3000-750	48-3920-411	M 6x14 DIN 912	29-0500-900	M 6x14 DIN 912	29-0500-900	M 6x30 DIN 912	29-0500-900		
	50,50	319,00 - 319,49		48-3913-000A		48-3000-310		48-3099-730A		48-3000-310		21-0600-860 (M 3x6,7)		48-3000-730A		48-3000-310		48-3000-820 (M 5x20)		M 3x6 DIN 912		48-3000-730A		48-3000-210		48-3000-710	48-3000-310	48-3000-750	48-3920-411	M 6x14 DIN 912	29-0500-900	M 6x14 DIN 912	29-0500-900	M 6x30 DIN 912	29-0500-900		
	50,75	319,50 - 319,99		48-3914-000A		48-3000-310		48-3000-730A		48-3000-310		22-0600-935		48-3000-730A		48-3000-310		48-3000-820 (M 5x20)		M 3x6 DIN 912		48-3000-730A		48-3000-210		48-3000-710	48-3000-310	48-3000-750	48-3920-411	M 6x14 DIN 912	29-0500-900	M 6x14 DIN 912	29-0500-900	M 6x30 DIN 912	29-0500-900		
	51,00	320,00 - 320,49		48-3915-000A		48-3000-310		48-3001-730A		48-3000-310		Bei Nachbestellung bitte Maß S angeben		48-3000-730A		48-3000-310		48-3000-820 (M 5x20)		M 3x6 DIN 912		48-3000-730A		48-3000-210		48-3000-710	48-3000-310	48-3000-750	48-3920-411	M 6x14 DIN 912	29-0500-900	M 6x14 DIN 912	29-0500-900	M 6x30 DIN 912	29-0500-900		
	51,25	320,50 - 320,99		48-3916-000A		48-3000-310		48-3002-730A		48-3000-310		When reordering please state dimension S		48-3002-730A		48-3000-310		48-3000-820 (M 5x20)		M 3x6 DIN 912		48-3002-730A		48-3000-210		48-3000-710	48-3000-310	48-3000-750	48-3920-411	M 6x14 DIN 912	29-0500-900	M 6x14 DIN 912	29-0500-900	M 6x30 DIN 912	29-0500-900		
	51,50	321,00 - 321,49		48-3917-000A		48-3000-310		48-3098-730A		48-3000-310				48-3098-730A		48-3000-310		48-3000-820 (M 5x20)		M 3x6 DIN 912		48-3098-730A		48-3000-210		48-3000-710	48-3000-310	48-3000-750	48-3920-411	M 6x14 DIN 912	29-0500-900	M 6x14 DIN 912	29-0500-900	M 6x30 DIN 912	29-0500-900		
	51,75	321,50 - 321,99		48-3918-000A		48-3000-310		48-3099-730A		48-3000-310				48-3099-730A		48-3000-310		48-3000-820 (M 5x20)		M 3x6 DIN 912		48-3099-730A		48-3000-210		48-3000-710	48-3000-310	48-3000-750	48-3920-411	M 6x14 DIN 912	29-0500-900	M 6x14 DIN 912	29-0500-900	M 6x30 DIN 912	29-0500-900		
	52,00	322,00 - 322,49		48-3919-000A		48-3000-310		48-3000-730A		48-3000-310				48-3000-730A		48-3000-310		48-3000-820 (M 5x20)		M 3x6 DIN 912		48-3000-730A		48-3000-210		48-3000-710	48-3000-310	48-3000-750	48-3920-411	M 6x14 DIN 912	29-0500-900	M 6x14 DIN 912	29-0500-900	M 6x30 DIN 912	29-0500-900		
	52,25	322,50 - 322,99		48-3920-000A		48-3000-310		48-3001-730A		48-3000-310				48-3001-730A		48-3000-310		48-3000-820 (M 5x20)		M 3x6 DIN 912		48-3001-730A		48-3000-210		48-3000-710	48-3000-310	48-3000-750	48-3920-411	M 6x14 DIN 912	29-0500-900	M 6x14 DIN 912	29-0500-900	M 6x30 DIN 912	29-0500-900		
	50,00	323,00 - 323,49		48-3921-000A		48-3000-310		48-3002-730A		48-3000-310				48-3002-730A		48-3000-310		48-3000-820 (M 5x20)		M 3x6 DIN 912		48-3002-730A		48-3000-210		48-3000-710	48-3000-310	48-3000-750	48-3920-411	M 6x14 DIN 912	29-0500-900	M 6x14 DIN 912	29-0500-900	M 6x30 DIN 912	29-0500-900		
	50,25	323,50 - 323,99		48-3922-000A		48-3000-310		48-3098-730A		48-3000-310				48-3098-730A		48-3000-310		48-3000-820 (M 5x20)		M 3x6 DIN 912		48-3098-730A		48-3000-210		48-3000-710	48-3000-310	48-3000-750	48-3920-411	M 6x14 DIN 912	29-0500-900	M 6x14 DIN 912	29-0500-900	M 6x30 DIN 912	29-0500-900		
	50,50	324,00 - 324,49		48-3923-000A	48-3000-310	48-3099-730A	48-3000-310		48-3099-730A	48-3000-310	48-3000-820 (M 5x20)	M 3x6 DIN 912	48-3099-730A	48-3000-210	48-3000-710	48-3000-310	48-3000-750	48-3920-411	M 6x14 DIN 912	29-0500-900	M 6x14 DIN 912	29-0500-900	M 6x30 DIN 912	29-0500-900													
	50,75	324,50 - 324,99		48-3924-000A	48-3000-310	48-3000-730A	48-3000-310		48-3000-730A	48-3000-310	48-3000-820 (M 5x20)	M 3x6 DIN 912	48-3000-730A	48-3000-210	48-3000-710	48-3000-310	48-3000-750	48-3920-411	M 6x14 DIN 912	29-0500-900	M 6x14 DIN 912	29-0500-900	M 6x30 DIN 912	29-0500-900													
	51,00	325,00 - 325,49		48-3925-000A	48-3000-310	48-3001-730A	48-3000-310		48-3001-730A	48-3000-310	48-3000-820 (M 5x20)	M 3x6 DIN 912	48-3001-730A	48-3000-210	48-3000-710	48-3000-310	48-3000-750	48-3920-411	M 6x14 DIN 912	29-0500-900	M 6x14 DIN 912	29-0500-900	M 6x30 DIN 912	29-0500-900													
	51,25	325,50 - 325,99		48-3926-000A	48-3000-310	48-3002-730A	48-3000-310		48-3002-730A	48-3000-310	48-3000-820 (M 5x20)	M 3x6 DIN 912	48-3002-730A	48-3000-210	48-3000-710	48-3000-310	48-3000-750	48-3920-411	M 6x14 DIN 912	29-0500-900	M 6x14 DIN 912	29-0500-900	M 6x30 DIN 912	29-0500-900													
	51,50	326,00 - 326,49		48-3927-000A	48-3000-310	48-3098-730A	48-3000-310		48-3098-730A	48-3000-310	48-3000-820 (M 5x20)	M 3x6 DIN 912	48-3098-730A	48-3000-210	48-3000-710	48-3000-310	48-3000-750	48-3920-411	M 6x14 DIN 912	29-0500-900	M 6x14 DIN 912	29-0500-900	M 6x30 DIN 912	29-0500-900													
	51,75	326,50 - 326,99		48-3928-000A	48-3000-310	48-3099-730A	48-3000-310		48-3099-730A	48-3000-310	48-3000-820 (M 5x20)	M 3x6 DIN 912	48-3099-730A	48-3000-210	48-3000-710	48-3000-310	48-3000-750	48-3920-411	M 6x14 DIN 912	29-0500-900	M 6x14 DIN 912	29-0500-900	M 6x30 DIN 912	29-0500-900													
	52,00	327,00 - 327,49		48-3929-000A	48-3000-310	48-3000-730A	48-3000-310		48-3000-730A	48-3000-310	48-3000-820 (M 5x20)	M 3x6 DIN 912	48-3000-730A	48-3000-210	48-3000-710	48-3000-310	48-3000-750	48-3920-411	M 6x14 DIN 912	29-0500-900	M 6x14 DIN 912	29-0500-900	M 6x30 DIN 912	29-0500-900													
	52,25	327,50 - 327,99		48-3930-000A	48-3000-310	48-3001-730A	48-3000-310		48-3001-730A	48-3000-310	48-3000-820 (M 5x20)	M 3x6 DIN 912	48-3001-730A	48-3000-210	48-3000-710	48-3000-310	48-3000-750	48-3920-411	M 6x14 DIN 912	29-0500-900	M 6x14 DIN 912	29-0500-900	M 6x30 DIN 912	29-0500-900													
	40	50,00		328,00 - 328,49	322x286	48-4011-000A	48-4010-110	48-3000-310	48-3300-935	48-3098-730A	48-1500-710	48-3001-310	22-0600-935	48-3099-730A	M 6x35 DIN 912	48-3000-310	48-3000-210	48-3000-730A	48-3000-710	48-3000-310	48-3000-750	48-4010-411	48-2900-160	48-3000-310	M 10x30 DIN 915	48-3000-310	M 12x90 DIN 912										
		50,25		328,50 - 328,99		48-4012-000A		48-3001-310		48-3098-730A		48-3001-310		48-3000-210		48-3000-710		48-3000-310		48-4010-411		48-3001-310		48-3000-730A		48-3000-210		48-3000-710	48-3000-310	48-3000-750	48-4010-411	M 6x30 DIN 912	29-0500-900	M 6x30 DIN 912	29-0500-900	M 10x30 DIN 915	M 12x90 DIN 912
		50,50		329,00 - 329,49		48-4013-000A		48-3000-310		48-3099-730A		48-3000-310		22-0600-935		48-3099-730A		48-3000-310		48-3000-820 (M 5x20)		M 3x6 DIN 912		48-3099-730A		48-3000-210		48-3000-710	48-3000-310	48-3000-750	48-4010-411	M 6x14 DIN 912	29-0500-900	M 6x14 DIN 912	29-0500-900	M 6x30 DIN 912	29-0500-900
		50,75		329,50 - 329,99		48-4014-000A		48-3000-310		48-3000-730A		48-3000-310		Bei Nachbestellung bitte Maß S angeben		48-3000-730A		48-3000-310		48-3000-820 (M 5x20)		M 3x6 DIN 912		48-3000-730A		48-3000-210		48-3000-710	48-3000-310	48-3000-750	48-4010-411	M 6x14 DIN 912	29-0500-900	M 6x14 DIN 912	29-0500-900	M 6x30 DIN 912	29-0500-900
51,00		330,00 - 330,49	48-4015-000A	48-3000-310		48-3001-730A		48-3000-310		When reordering please state dimension S		48-3001-730A		48-3000-310		48-3000-820 (M 5x20)		M 3x6 DIN 912		48-3001-730A		48-3000-210		48-3000-710		48-3000-310		48-3000-750	48-4010-411	M 6x14 DIN 912	29-0500-900	M 6x14 DIN 912	29-0500-900	M 6x30 DIN 912	29-0500-900		
51,25		330,50 - 330,99	48-4016-000A	48-3000-310		48-3002-730A		48-3000-310				48-3002-730A		48-3000-310		48-3000-820 (M 5x20)		M 3x6 DIN 912		48-3002-730A		48-3000-210		48-3000-710		48-3000-310		48-3000-750	48-4010-411	M 6x14 DIN 912	29-0500-900	M 6x14 DIN 912	29-0500-900	M 6x30 DIN 912	29-0500-900		
51,50		331,00 - 331,49	48-4017-000A	48-3000-310		48-3098-730A		48-3000-310				48-3098-730A		48-3000-310		48-3000-820 (M 5x20)		M 3x6 DIN 912		48-3098-730A		48-3000-210		48-3000-710		48-3000-310		48-3000-750	48-4010-411	M 6x14 DIN 912	29-0500-900	M 6x14 DIN 912	29-0500-900	M 6x30 DIN 912	29-0500-900		
51,75		331,50 - 331,99	48-4018-000A	48-3000-310		48-3099-730A		48-3000-310				48-3099-730A		48-3000-310		48-3000-820 (M 5x20)		M 3x6 DIN 912		48-3099-730A		48-3000-210		48-3000-710		48-3000-310		48-3000-750	48-4010-411	M 6x14 DIN 912	29-0500-900	M 6x14 DIN 912	29-0500-900	M 6x30 DIN 912	29-0500-900		
52,00																																					

Bohrkopfgröße Drill head size	Schnittbreite Cutting depth	Bohrbereich Drilling range von from bis to	Bohrrohr ø Da Drill tube outer dia Da [mm]	Bohrkopf Drill head		Kassette Außenschneide und Zwischenschneide Cartridge with peripheral and intermediate insert								Kassette mit Kernschneide Cartridge with core insert			Führungsleisten Guide pads	Mitnehmerstein Driver	Bohrkopf Drill head								
				Komplett Complete	Grundkörper Drill head body	1 x Wendepatte 1 x Indexable insert	1 x Schraube 1 x Screw	1 x Unterlage 1 x Shim	Variante A Option A		1 x Wendepatte 1 x Indexable insert	1 x Unterlage 1 x Shim	2 x Schraube Kassette 2 x Screw Cartridge	2 x Wendepatte 2 x Indexable insert	2 x Unterlage 2 x Shim	1 x Kassette 1 x Cartridge	5 x Führungsleiste 5 x Guide pad	2x Mitnehmerstein 2x Driver	Nur bei Typ 48 Typ 48 only								
																			2x(3x) Gewindestift 2x(3x) Threaded pin	4 x Schraube 4 x Screw							
41	51,00	340,00 - 340,49	334x298	48-4111-000A	48-4110-110	48-3000-310	48-3000-820 (M 5x20)	48-1500-710	48-3000-730A	01-3750-610-S..	48-3000-210	48-3000-710	48-3000-210	48-3000-710	48-3000-710	48-3000-710	48-4110-411	M 6x14 DIN 912	48-2900-160	M 6x30 DIN 912	M 12x90 DIN 912						
	51,25	340,50 - 340,99		48-4112-000A		48-3001-310			48-3001-730A													48-3098-730A	48-3000-750	48-4120-411	M 6x14 DIN 912		
	51,50	341,00 - 341,49		48-4113-000A		48-3000-310			48-3001-730A													48-3099-730A	M 6x35 DIN 912	(2x) M 6x35 DIN 912	29-0500-900		
	51,75	341,50 - 341,99		48-4114-000A		48-3001-310			48-3002-730A													21-0600-860 (M 3x6,7)				48-3000-820 (M 5x20)	M 3x6 DIN 912
	52,00	342,00 - 342,49		48-4115-000A		48-3000-310			48-3001-730A														22-0600-935	48-3000-820 (M 5x20)	M 3x6 DIN 912		
	52,25	342,50 - 342,99		48-4116-000A		48-3001-310			48-3002-730A													Bei Nachbestellung bitte Maß S angeben				48-3000-820 (M 5x20)	M 3x6 DIN 912
	50,00	343,00 - 343,49		48-4121-000A		48-3000-310			48-3001-730A														When reordering please state dimension S	48-3000-820 (M 5x20)	M 3x6 DIN 912		
	50,25	343,50 - 343,99		48-4122-000A		48-3001-310			48-3098-730A													48-3300-935				48-3000-820 (M 5x20)	M 3x6 DIN 912
	50,50	344,00 - 344,49		48-4123-000A		48-3000-310			48-3099-730A														48-4210-110	48-3000-820 (M 5x20)	M 3x6 DIN 912		
	50,75	344,50 - 344,99		48-4124-000A		48-3001-310			48-3001-730A													48-4220-110				48-3000-820 (M 5x20)	M 3x6 DIN 912
	51,00	345,00 - 345,49		48-4125-000A		48-3001-310			48-3002-730A														48-4221-000A	48-3000-820 (M 5x20)	M 3x6 DIN 912		
	51,25	345,50 - 345,99		48-4126-000A		48-3001-310			48-3098-730A													48-4222-000A				48-3000-820 (M 5x20)	M 3x6 DIN 912
	51,50	346,00 - 346,49		48-4127-000A	48-3000-310	48-3099-730A			48-4223-000A														48-3000-820 (M 5x20)	M 3x6 DIN 912	48-3000-820 (M 5x20)		
	51,75	346,50 - 346,99		48-4128-000A	48-3001-310	48-3001-730A																48-4224-000A				48-3000-820 (M 5x20)	M 3x6 DIN 912
	52,00	347,00 - 347,49		48-4129-000A	48-3000-310	48-3002-730A			48-4225-000A														48-3000-820 (M 5x20)	M 3x6 DIN 912	48-3000-820 (M 5x20)		
	52,25	347,50 - 347,99		48-4130-000A	48-3001-310	48-3001-730A																48-4226-000A				48-3000-820 (M 5x20)	M 3x6 DIN 912
	50,00	348,00 - 348,49		48-4131-000A	48-3000-310	48-3098-730A			48-4227-000A														48-3000-820 (M 5x20)	M 3x6 DIN 912	48-3000-820 (M 5x20)		
	50,25	348,50 - 348,99		48-4132-000A	48-3001-310	48-3099-730A																48-4228-000A				48-3000-820 (M 5x20)	M 3x6 DIN 912
	50,50	349,00 - 349,49		48-4133-000A	48-3000-310	48-3001-730A			48-4229-000A														48-3000-820 (M 5x20)	M 3x6 DIN 912	48-3000-820 (M 5x20)		
	50,75	349,50 - 349,99		48-4134-000A	48-3001-310	48-3002-730A																48-4230-000A				48-3000-820 (M 5x20)	M 3x6 DIN 912
	51,00	350,00 - 350,49		48-4135-000A	48-3000-310	48-3001-730A			48-4231-000A														48-3000-820 (M 5x20)	M 3x6 DIN 912	48-3000-820 (M 5x20)		
	51,25	350,50 - 350,99		48-4136-000A	48-3001-310	48-3098-730A																48-4232-000A				48-3000-820 (M 5x20)	M 3x6 DIN 912
	51,50	351,00 - 351,49		48-4137-000A	48-3000-310	48-3099-730A			48-4231-000A														48-3000-820 (M 5x20)	M 3x6 DIN 912	48-3000-820 (M 5x20)		
	51,75	351,50 - 351,99		48-4138-000A	48-3001-310	48-3001-730A																48-4232-000A				48-3000-820 (M 5x20)	M 3x6 DIN 912
	52,00	352,00 - 352,49		48-4139-000A	48-3000-310	48-3002-730A			48-4231-000A														48-3000-820 (M 5x20)	M 3x6 DIN 912	48-3000-820 (M 5x20)		
	52,25	352,50 - 352,99		48-4140-000A	48-3001-310	48-3003-730A																48-4232-000A				48-3000-820 (M 5x20)	M 3x6 DIN 912
	50,00	353,00 - 353,49		48-4211-000A	48-3000-310	48-3098-730A			48-4210-110														48-3000-820 (M 5x20)	M 3x6 DIN 912	48-3000-820 (M 5x20)		
	50,25	353,50 - 353,99		48-4212-000A	48-3001-310	48-3099-730A																48-4220-110				48-3000-820 (M 5x20)	M 3x6 DIN 912
50,50	354,00 - 354,49	48-4213-000A	48-3000-310	48-3001-730A	48-4220-110	48-3000-820 (M 5x20)	M 3x6 DIN 912	48-3000-820 (M 5x20)	M 3x6 DIN 912	29-0500-900																	
50,75	354,50 - 354,99	48-4214-000A	48-3001-310	48-3002-730A							48-4220-110	48-3000-820 (M 5x20)	M 3x6 DIN 912	48-3000-820 (M 5x20)	M 3x6 DIN 912	29-0500-900											
51,00	355,00 - 355,49	48-4215-000A	48-3000-310	48-3098-730A	48-4220-110	48-3000-820 (M 5x20)	M 3x6 DIN 912	48-3000-820 (M 5x20)	M 3x6 DIN 912	29-0500-900																	
51,25	355,50 - 355,99	48-4216-000A	48-3001-310	48-3099-730A							48-4220-110	48-3000-820 (M 5x20)	M 3x6 DIN 912	48-3000-820 (M 5x20)	M 3x6 DIN 912	29-0500-900											
51,50	356,00 - 356,49	48-4217-000A	48-3000-310	48-3001-730A	48-4220-110	48-3000-820 (M 5x20)	M 3x6 DIN 912	48-3000-820 (M 5x20)	M 3x6 DIN 912	29-0500-900																	
51,75	356,50 - 356,99	48-4218-000A	48-3001-310	48-3002-730A							48-4220-110	48-3000-820 (M 5x20)	M 3x6 DIN 912	48-3000-820 (M 5x20)	M 3x6 DIN 912	29-0500-900											
52,00	357,00 - 357,49	48-4219-000A	48-3000-310	48-3098-730A	48-4220-110	48-3000-820 (M 5x20)	M 3x6 DIN 912	48-3000-820 (M 5x20)	M 3x6 DIN 912	29-0500-900																	
52,25	357,50 - 357,99	48-4220-000A	48-3001-310	48-3099-730A							48-4220-110	48-3000-820 (M 5x20)	M 3x6 DIN 912	48-3000-820 (M 5x20)	M 3x6 DIN 912	29-0500-900											
50,00	358,00 - 358,49	48-4221-000A	48-3000-310	48-3001-730A	48-4220-110	48-3000-820 (M 5x20)	M 3x6 DIN 912	48-3000-820 (M 5x20)	M 3x6 DIN 912	29-0500-900																	
50,25	358,50 - 358,99	48-4222-000A	48-3001-310	48-3002-730A							48-4220-110	48-3000-820 (M 5x20)	M 3x6 DIN 912	48-3000-820 (M 5x20)	M 3x6 DIN 912	29-0500-900											
50,50	359,00 - 359,49	48-4223-000A	48-3000-310	48-3098-730A	48-4220-110	48-3000-820 (M 5x20)	M 3x6 DIN 912	48-3000-820 (M 5x20)	M 3x6 DIN 912	29-0500-900																	
50,75	359,50 - 359,99	48-4224-000A	48-3001-310	48-3099-730A							48-4220-110	48-3000-820 (M 5x20)	M 3x6 DIN 912	48-3000-820 (M 5x20)	M 3x6 DIN 912	29-0500-900											
51,00	360,00 - 360,49	48-4225-000A	48-3000-310	48-3001-730A	48-4220-110	48-3000-820 (M 5x20)	M 3x6 DIN 912	48-3000-820 (M 5x20)	M 3x6 DIN 912	29-0500-900																	
51,25	360,50 - 360,99	48-4226-000A	48-3001-310	48-3002-730A							48-4220-110	48-3000-820 (M 5x20)	M 3x6 DIN 912	48-3000-820 (M 5x20)	M 3x6 DIN 912	29-0500-900											
51,50	361,00 - 361,49	48-4227-000A	48-3000-310	48-3098-730A	48-4220-110	48-3000-820 (M 5x20)	M 3x6 DIN 912	48-3000-820 (M 5x20)	M 3x6 DIN 912	29-0500-900																	
51,75	361,50 - 361,99	48-4228-000A	48-3001-310	48-3099-730A							48-4220-110	48-3000-820 (M 5x20)	M 3x6 DIN 912	48-3000-820 (M 5x20)	M 3x6 DIN 912	29-0500-900											
52,00	362,00 - 362,49	48-4229-000A	48-3000-310	48-3001-730A	48-4220-110	48-3000-820 (M 5x20)	M 3x6 DIN 912	48-3000-820 (M 5x20)	M 3x6 DIN 912	29-0500-900																	
52,25	362,50 - 362,99	48-4230-000A	48-3001-310	48-3002-730A							48-4220-110	48-3000-820 (M 5x20)	M 3x6 DIN 912	48-3000-820 (M 5x20)	M 3x6 DIN 912	29-0500-900											
52,50	363,00 - 363,49	48-4231-000A	48-3000-310	48-3098-730A	48-4220-110	48-3000-820 (M 5x20)	M 3x6 DIN 912	48-3000-820 (M 5x20)	M 3x6 DIN 912	29-0500-900																	
52,75	363,50 - 363,99	48-4232-000A	48-3001-310	48-3099-730A							48-4220-110	48-3000-820 (M 5x20)	M 3x6 DIN 912	48-3000-820 (M 5x20)	M 3x6 DIN 912	29-0500-900											

Bohrkopfgröße Drill head size	Schnittbreite Cutting depth	Bohrbereich Drilling range von from bis to	Bohrrohr ø Da Drill tube outer dia Da [mm]	Bohrkopf Drill head		Kassette Außenschneide und Zwischenschneide Cartridge with peripheral and intermediate insert								Kassette mit Kernschneide Cartridge with core insert			Führungsleisten Guide pads	Mitnehmerstein Driver	Bohrkopf Drill head																																																																																																																																																																																																																																																																																																																					
				Komplett Complete	Grundkörper Drill head body	1 x Wendeplatte 1 x Indexable insert	1 x Schraube 1 x Screw	1 x Unterlage 1 x Shim	Variante A Option A		1 x Wendeplatte 1 x Indexable insert	1 x Unterlage 1 x Shim	2 x Schraube Kassette 2 x Screw Cartridge	2 x Wendeplatte 2 x Indexable insert	2 x Unterlage 2 x Shim	1 x Kassette 1 x Cartridge	5 x Führungsleiste 5 x Guide pad	2x Mitnehmerstein 2x Driver	Nur bei Typ 48 Typ 48 only																																																																																																																																																																																																																																																																																																																					
																			2x(3x) Gewindestift 2x(3x) Threaded pin	4 x Schraube 4 x Screw																																																																																																																																																																																																																																																																																																																				
43	50,50	364,00 - 364,49	358x322	48-4311-000A	48-4310-110	48-3000-310	48-3000-820 (M 5x20)	48-1500-710	48-3099-730A	01-3750-610-S..	48-3000-210	48-3000-710	M 6x35 DIN 912	48-3000-210	48-3000-710	48-3000-750	48-4310-411	48-4200-160	M 10x30 DIN 915	M 12x90 DIN 912																																																																																																																																																																																																																																																																																																																				
	50,75	364,50 - 364,99		48-4312-000A		48-3001-310			48-3098-730A								21-0600-860 (M 3x6,7)				48-3000-820 (M 5x20)	M 3x6 DIN 912	48-3000-820 (M 5x20)	M 3x6 DIN 912	(2x) M 6x25 DIN 912	M 6x14 DIN 912	M 6x30 DIN 912	29-0500-900	SW 5 DIN 911	SW 10 DIN 911																																																																																																																																																																																																																																																																																																										
	51,00	365,00 - 365,49		48-4313-000A		48-3000-310			48-3099-730A								Bei Nachbestellung bitte Maß S angeben When reordering please state dimension S														48-3300-935	29-0250-900	48-3300-935	29-0250-900	29-0500-900	48-4410-411	M 6x14 DIN 912	29-0500-900	48-4420-411	M 6x14 DIN 912	29-0500-900																																																																																																																																																																																																																																																																																															
	51,25	365,50 - 365,99		48-4314-000A		48-3001-310			48-3099-730A																																	48-4410-110	48-3000-310	48-3001-310	48-3000-730A	48-3001-730A	48-3002-730A	48-4411-000A	48-3000-310	48-3001-310	48-3000-310	48-3001-310	48-3002-730A																																																																																																																																																																																																																																																																																			
	51,50	366,00 - 366,49		48-4315-000A		48-3000-310			48-3099-730A																																													48-4412-000A	48-3000-310	48-3001-310	48-3000-730A	48-3001-730A	48-3002-730A	48-4413-000A	48-3000-310	48-3001-310	48-3000-310	48-3001-310	48-3002-730A																																																																																																																																																																																																																																																																							
	51,75	366,50 - 366,99		48-4316-000A		48-3001-310			48-3099-730A																																																									48-4413-000A	48-3000-310	48-3001-310	48-3000-730A	48-3001-730A	48-3002-730A	48-4414-000A	48-3000-310	48-3001-310	48-3000-310	48-3001-310	48-3002-730A																																																																																																																																																																																																																																																											
	52,00	367,00 - 367,49		48-4317-000A		48-3000-310			48-3099-730A																																																																					48-4414-000A	48-3000-310	48-3001-310	48-3000-730A	48-3001-730A	48-3002-730A	48-4415-000A	48-3000-310	48-3001-310	48-3000-310	48-3001-310	48-3002-730A																																																																																																																																																																																																																																															
	52,25	367,50 - 367,99		48-4318-000A		48-3001-310			48-3099-730A																																																																																	48-4415-000A	48-3000-310	48-3001-310	48-3000-730A	48-3001-730A	48-3002-730A	48-4416-000A	48-3000-310	48-3001-310	48-3000-310	48-3001-310	48-3002-730A																																																																																																																																																																																																																																			
	50,00	368,00 - 368,49		48-4321-000A		48-3000-310			48-3099-730A																																																																																													48-4416-000A	48-3000-310	48-3001-310	48-3000-730A	48-3001-730A	48-3002-730A	48-4417-000A	48-3000-310	48-3001-310	48-3000-310	48-3001-310	48-3002-730A																																																																																																																																																																																																																							
	50,25	368,50 - 368,99		48-4322-000A		48-3001-310			48-3099-730A																																																																																																									48-4417-000A	48-3000-310	48-3001-310	48-3000-730A	48-3001-730A	48-3002-730A	48-4418-000A	48-3000-310	48-3001-310	48-3000-310	48-3001-310	48-3002-730A																																																																																																																																																																																																											
	50,50	369,00 - 369,49		48-4323-000A		48-3000-310			48-3099-730A																																																																																																																					48-4418-000A	48-3000-310	48-3001-310	48-3000-730A	48-3001-730A	48-3002-730A	48-4419-000A	48-3000-310	48-3001-310	48-3000-310	48-3001-310	48-3002-730A																																																																																																																																																																																															
	50,75	369,50 - 369,99		48-4324-000A		48-3001-310			48-3099-730A																																																																																																																																	48-4419-000A	48-3000-310	48-3001-310	48-3000-730A	48-3001-730A	48-3002-730A	48-4420-000A	48-3000-310	48-3001-310	48-3000-310	48-3001-310	48-3002-730A																																																																																																																																																																																			
	51,00	370,00 - 370,49		48-4325-000A		48-3000-310			48-3099-730A																																																																																																																																													48-4420-000A	48-3000-310	48-3001-310	48-3000-730A	48-3001-730A	48-3002-730A	48-4421-000A	48-3000-310	48-3001-310	48-3000-310	48-3001-310	48-3002-730A																																																																																																																																																																							
	51,25	370,50 - 370,99		48-4326-000A		48-3001-310			48-3099-730A																																																																																																																																																									48-4421-000A	48-3000-310	48-3001-310	48-3000-730A	48-3001-730A	48-3002-730A	48-4422-000A	48-3000-310	48-3001-310	48-3000-310	48-3001-310	48-3002-730A																																																																																																																																																											
	51,50	371,00 - 371,49		48-4327-000A	48-3000-310	48-3099-730A			48-4422-000A																																																																																																																																																																					48-3000-310	48-3001-310	48-3000-730A	48-3001-730A	48-3002-730A	48-4423-000A	48-3000-310	48-3001-310	48-3000-310	48-3001-310	48-3002-730A																																																																																																																																																
	51,75	371,50 - 371,99		48-4328-000A	48-3001-310	48-3099-730A																																																																																																																																																																																			48-4423-000A	48-3000-310	48-3001-310	48-3000-730A	48-3001-730A	48-3002-730A	48-4424-000A	48-3000-310	48-3001-310	48-3000-310	48-3001-310	48-3002-730A																																																																																																																																				
	52,00	372,00 - 372,49		48-4329-000A	48-3000-310	48-3099-730A																																																																																																																																																																																															48-4424-000A	48-3000-310	48-3001-310	48-3000-730A	48-3001-730A	48-3002-730A	48-4425-000A	48-3000-310	48-3001-310	48-3000-310	48-3001-310	48-3002-730A																																																																																																																								
	52,25	372,50 - 372,99		48-4330-000A	48-3001-310	48-3099-730A																																																																																																																																																																																																											48-4425-000A	48-3000-310	48-3001-310	48-3000-730A	48-3001-730A	48-3002-730A	48-4426-000A	48-3000-310	48-3001-310	48-3000-310	48-3001-310	48-3002-730A																																																																																																												
	50,00	373,00 - 373,49		48-4331-000A	48-3000-310	48-3099-730A																																																																																																																																																																																																																							48-4426-000A	48-3000-310	48-3001-310	48-3000-730A	48-3001-730A	48-3002-730A	48-4427-000A	48-3000-310	48-3001-310	48-3000-310	48-3001-310	48-3002-730A																																																																																																
	50,25	373,50 - 373,99		48-4332-000A	48-3001-310	48-3099-730A																																																																																																																																																																																																																																			48-4427-000A	48-3000-310	48-3001-310	48-3000-730A	48-3001-730A	48-3002-730A	48-4428-000A	48-3000-310	48-3001-310	48-3000-310	48-3001-310	48-3002-730A																																																																																				
	50,50	374,00 - 374,49		48-4333-000A	48-3000-310	48-3099-730A																																																																																																																																																																																																																																															48-4428-000A	48-3000-310	48-3001-310	48-3000-730A	48-3001-730A	48-3002-730A	48-4429-000A	48-3000-310	48-3001-310	48-3000-310	48-3001-310	48-3002-730A																																																																								
	50,75	374,50 - 374,99		48-4334-000A	48-3001-310	48-3099-730A																																																																																																																																																																																																																																																											48-4429-000A	48-3000-310	48-3001-310	48-3000-730A	48-3001-730A	48-3002-730A	48-4430-000A	48-3000-310	48-3001-310	48-3000-310	48-3001-310	48-3002-730A																																																												
	51,00	375,00 - 375,49		48-4335-000A	48-3000-310	48-3099-730A																																																																																																																																																																																																																																																																							48-4430-000A	48-3000-310	48-3001-310	48-3000-730A	48-3001-730A	48-3002-730A	48-4430-000A	48-3000-310	48-3001-310	48-3000-310	48-3001-310	48-3002-730A																																																
	51,25	375,50 - 375,99		48-4336-000A	48-3001-310	48-3099-730A																																																																																																																																																																																																																																																																																			48-4430-000A	48-3000-310	48-3001-310	48-3000-730A	48-3001-730A	48-3002-730A	48-4430-000A	48-3000-310	48-3001-310	48-3000-310	48-3001-310	48-3002-730A																																				
	51,50	376,00 - 376,49		48-4337-000A	48-3000-310	48-3099-730A																																																																																																																																																																																																																																																																																															48-4430-000A	48-3000-310	48-3001-310	48-3000-730A	48-3001-730A	48-3002-730A	48-4430-000A	48-3000-310	48-3001-310	48-3000-310	48-3001-310	48-3002-730A																								
	51,75	376,50 - 376,99		48-4338-000A	48-3001-310	48-3099-730A																																																																																																																																																																																																																																																																																																											48-4430-000A	48-3000-310	48-3001-310	48-3000-730A	48-3001-730A	48-3002-730A	48-4430-000A	48-3000-310	48-3001-310	48-3000-310	48-3001-310	48-3002-730A												
	52,00	377,00 - 377,49		48-4339-000A	48-3000-310	48-3099-730A																																																																																																																																																																																																																																																																																																																							48-4430-000A	48-3000-310	48-3001-310	48-3000-730A	48-3001-730A	48-3002-730A	48-4430-000A	48-3000-310	48-3001-310	48-3000-310	48-3001-310	48-3002-730A
	52,25	377,50 - 377,99		48-4340-000A	48-3001-310	48-3099-730A																																																																																																																																																																																																																																																																																																																																		
50,00	378,00 - 378,49	48-4411-000A	48-3000-310	48-3099-730A	48-4430-000A	48-3000-310	48-3001-310	48-3000-730A		48-3001-730A	48-3002-730A	48-4430-000A	48-3000-310	48-3001-310	48-3000-310	48-3001-310		48-3002-730A																																																																																																																																																																																																																																																																																																																						
50,25	378,50 - 378,99	48-4412-000A	48-3001-310	48-3099-730A															48-4430-000A	48-3000-310	48-3001-310	48-3000-730A	48-3001-730A	48-3002-730A	48-4430-000A	48-3000-310	48-3001-310	48-3000-310	48-3001-310	48-3002-730A																																																																																																																																																																																																																																																																																																										
50,50	379,00 - 379,49	48-4413-000A	48-3000-310	48-3099-730A													48-4430-000A														48-3000-310	48-3001-310	48-3000-730A	48-3001-730A	48-3002-730A	48-4430-000A	48-3000-310	48-3001-310	48-3000-310	48-3001-310	48-3002-730A																																																																																																																																																																																																																																																																																															
50,75	379,50 - 379,99	48-4414-000A	48-3001-310	48-3099-730A																																						48-4430-000A	48-3000-310	48-3001-310	48-3000-730A	48-3001-730A	48-3002-730A	48-4430-000A	48-3000-310	48-3001-310	48-3000-310	48-3001-310	48-3002-730A																																																																																																																																																																																																																																																																																			
51,00	380,00 - 380,49	48-4415-000A	48-3000-310	48-3099-730A																																																		48-4430-000A	48-3000-310	48-3001-310	48-3000-7																																																																																																																																																																																																																																																																															

Bohrkopfgröße Drill head size	Schnittbreite Cutting depth	Bohrbereich Drilling range von from bis to	Bohrrohr ø Da Drill tube outer dia Da [mm]	Bohrkopf Drill head		Kassette Außenschneide und Zwischenschneide Cartridge with peripheral and intermediate insert								Kassette mit Kernschneide Cartridge with core insert			Führungsleisten Guide pads	Mitnehmerstein Driver	Bohrkopf Drill head			
				Komplett Complete	Grundkörper Drill head body	1 x Wendeplatte 1 x Indexable insert	1 x Schraube 1 x Screw	1 x Unterlage 1 x Shim	Variante A Option A		1 x Wendeplatte 1 x Indexable insert	1 x Unterlage 1 x Shim	2 x Schraube Kassette 2 x Screw Cartridge	2 x Wendeplatte 2 x Indexable insert	2 x Unterlage 2 x Shim	1 x Kassette 1 x Cartridge	5 x Führungsleiste 5 x Guide pad	2x Mitnehmerstein 2x Driver	2x(3x) Gewindestift 2x(3x) Threaded pin	4 x Schraube 4 x Screw		
45	50,00	388,00 - 388,49	382x346	48-4511-000A	48-4510-110	48-3000-310	48-3000-820 (M 5x20)	48-3098-730A	48-1500-710	21-0600-860 (M 3x6,7)	48-3000-210	48-3000-710	M 6x35 DIN 912	48-3000-210	48-3000-710	48-3000-750	48-4510-411	48-4200-160	M 10x30 DIN 915	M 12x90 DIN 912		
	50,25	388,50 - 388,99		48-4512-000A		48-3001-310		48-3099-730A									48-3001-310				48-3002-730A	48-4530-411
	50,50	389,00 - 389,49		48-4513-000A		48-3000-310		48-3000-730A									48-3001-310				48-3000-730A	48-4530-411
	50,75	389,50 - 389,99		48-4514-000A		48-3001-310		48-3000-730A									48-3001-310				48-3000-730A	48-4530-411
	51,00	390,00 - 390,49		48-4515-000A		48-3000-310		48-3001-730A									48-3001-310				48-3000-730A	48-4530-411
	51,25	390,50 - 390,99		48-4516-000A		48-3001-310		48-3002-730A									48-3001-310				48-3000-730A	48-4530-411
	51,50	391,00 - 391,49		48-4517-000A		48-3000-310		48-3098-730A									48-3001-310				48-3000-730A	48-4530-411
	51,75	391,50 - 391,99		48-4518-000A		48-3001-310		48-3099-730A									48-3001-310				48-3000-730A	48-4530-411
	52,00	392,00 - 392,49		48-4519-000A		48-3000-310		48-3000-730A									48-3001-310				48-3000-730A	48-4530-411
	52,25	392,50 - 392,99		48-4520-000A		48-3001-310		48-3000-730A									48-3001-310				48-3000-730A	48-4530-411
	50,00	393,00 - 393,49		48-4521-000A		48-3000-310		48-3000-730A									48-3001-310				48-3000-730A	48-4530-411
	50,25	393,50 - 393,99		48-4522-000A		48-3001-310		48-3098-730A									48-3001-310				48-3000-730A	48-4530-411
	50,50	394,00 - 394,49		48-4523-000A	48-3000-310	48-3099-730A	48-3001-310	48-3000-730A	48-4530-411													
	50,75	394,50 - 394,99		48-4524-000A	48-3001-310	48-3000-730A	48-3001-310	48-3000-730A	48-4530-411													
	51,00	395,00 - 395,49		48-4525-000A	48-3000-310	48-3000-730A	48-3001-310	48-3000-730A	48-4530-411													
	51,25	395,50 - 395,99		48-4526-000A	48-3001-310	48-3001-730A	48-3001-310	48-3000-730A	48-4530-411													
	51,50	396,00 - 396,49		48-4527-000A	48-3000-310	48-3002-730A	48-3001-310	48-3000-730A	48-4530-411													
	51,75	396,50 - 396,99		48-4528-000A	48-3001-310	48-3098-730A	48-3001-310	48-3000-730A	48-4530-411													
	52,00	397,00 - 397,49		48-4529-000A	48-3000-310	48-3099-730A	48-3001-310	48-3000-730A	48-4530-411													
	52,25	397,50 - 397,99		48-4530-000A	48-3001-310	48-3000-730A	48-3001-310	48-3000-730A	48-4530-411													
	50,50	398,00 - 398,49		48-4531-000A	48-3000-310	48-3000-730A	48-3001-310	48-3000-730A	48-4530-411													
50,75	398,50 - 398,99	48-4532-000A	48-3001-310	48-3098-730A	48-3001-310	48-3000-730A	48-4530-411															
51,00	399,00 - 399,49	48-4533-000A	48-3000-310	48-3099-730A	48-3001-310	48-3000-730A	48-4530-411															
51,25	399,50 - 399,99	48-4534-000A	48-3001-310	48-3000-730A	48-3001-310	48-3000-730A	48-4530-411															
46	51,00	400,00 - 400,49	394x358	48-4611-000A	48-4610-110	48-3000-310	48-3300-935	48-3000-730A	48-1500-710	22-0600-935	48-3000-820 (M 5x20)	M 3x6 DIN 912	48-3000-820 (M 5x20)	M 3x6 DIN 912	(2x) M 6x25 DIN 912	48-4610-411	29-0500-900	M 6x30 DIN 912	SW 5 DIN 911	SW 10 DIN 911		
	51,25	400,50 - 400,99		48-4612-000A		48-3001-310		48-3001-730A								48-3001-310					48-3002-730A	48-4610-411
	51,50	401,00 - 401,49		48-4613-000A		48-3000-310		48-3098-730A								48-3001-310					48-3000-730A	48-4610-411
	51,75	401,50 - 401,99		48-4614-000A		48-3001-310		48-3099-730A								48-3001-310					48-3000-730A	48-4610-411
	52,00	402,00 - 402,49		48-4615-000A		48-3000-310		48-3000-730A								48-3001-310					48-3000-730A	48-4610-411
	52,25	402,50 - 402,99		48-4616-000A		48-3001-310		48-3000-730A								48-3001-310					48-3000-730A	48-4610-411
	50,00	403,00 - 403,49		48-4621-000A		48-3000-310		48-3000-730A								48-3001-310					48-3000-730A	48-4610-411
	50,25	403,50 - 403,99		48-4622-000A		48-3001-310		48-3098-730A								48-3001-310					48-3000-730A	48-4610-411
	50,50	404,00 - 404,49		48-4623-000A		48-3000-310		48-3099-730A								48-3001-310					48-3000-730A	48-4610-411
	50,75	404,50 - 404,99		48-4624-000A		48-3001-310		48-3000-730A								48-3001-310					48-3000-730A	48-4610-411
	51,00	405,00 - 405,49		48-4625-000A		48-3000-310		48-3000-730A								48-3001-310					48-3000-730A	48-4610-411
	51,25	405,50 - 405,99		48-4626-000A		48-3001-310		48-3098-730A								48-3001-310					48-3000-730A	48-4610-411
	51,50	406,00 - 406,49		48-4627-000A	48-3000-310	48-3099-730A	48-3001-310	48-3000-730A	48-4610-411													
	51,75	406,50 - 406,99		48-4628-000A	48-3001-310	48-3000-730A	48-3001-310	48-3000-730A	48-4610-411													
	52,00	407,00 - 407,49		48-4629-000A	48-3000-310	48-3000-730A	48-3001-310	48-3000-730A	48-4610-411													
	52,25	407,50 - 407,99		48-4630-000A	48-3001-310	48-3000-730A	48-3001-310	48-3000-730A	48-4610-411													
	50,00	408,00 - 408,49		48-4631-000A	48-3000-310	48-3000-730A	48-3001-310	48-3000-730A	48-4610-411													
	50,25	408,50 - 408,99		48-4632-000A	48-3001-310	48-3098-730A	48-3001-310	48-3000-730A	48-4610-411													
	50,50	409,00 - 409,49		48-4633-000A	48-3000-310	48-3099-730A	48-3001-310	48-3000-730A	48-4610-411													
	50,75	409,50 - 409,99		48-4634-000A	48-3001-310	48-3000-730A	48-3001-310	48-3000-730A	48-4610-411													
	51,00	410,00 - 410,49		48-4635-000A	48-3000-310	48-3000-730A	48-3001-310	48-3000-730A	48-4610-411													
51,25	410,50 - 410,99	48-4636-000A	48-3001-310	48-3098-730A	48-3001-310	48-3000-730A	48-4610-411															
51,50	411,00 - 411,49	48-4637-000A	48-3000-310	48-3099-730A	48-3001-310	48-3000-730A	48-4610-411															
51,75	411,50 - 411,99	48-4638-000A	48-3001-310	48-3000-730A	48-3001-310	48-3000-730A	48-4610-411															
52,00	412,00 - 412,49	48-4639-000A	48-3000-310	48-3000-730A	48-3001-310	48-3000-730A	48-4610-411															
52,25	412,50 - 412,99	48-4640-000A	48-3001-310	48-3000-730A	48-3001-310	48-3000-730A	48-4610-411															